



Showcasing
over a decade
of innovation

Wipro Furniture



FURNITURE OVERVIEW

© 2017

No part of this publication may be reproduced in full or part without prior written consent of the publisher.
Copyright violations are subject to legal action.

Published by: Wipro Enterprises Private Limited, Bangalore. www.wiprofurniturebusiness.com

Innovation and Design is a way of life at Wipro. We reserve the right to modify the product without prior intimation.

All trademarks and brand names used are property of their respective owners.

Design by Zinc & Broccoli, www.zandb.in Production by: SCPL, Bangalore. www.scpl.net



Foreword

As a business that is focused on meeting the varied needs of our customers, we keep innovating and developing new products and it is a matter of pride for us that, over a short span, **Wipro Furniture** has product offerings right from simple visitor seating to solutions that cover the complete office landscape. Our products address the needs of a spectrum of industry verticals across varied applications.

With a wide range of products, it is but natural that we endear ourselves to some products and tend to showcase and offer those products with more enthusiasm and conviction than others. Somewhere in the passion of individual, the objective perception of customer's need may get compromised at times.

To that extent, this Overview puts the entire spectrum of our products in the customers hands, showcasing every product that we can offer and every application that we can address. On seeing this broad landscape, our customers may even come up with innovative ideas to use some of our products in ways that we might never have thought of!

It empowers our customers and that for us, makes this book special and a piece of joy!

"This Overview" is a tribute to all of you who encouraged and backed us as well as a tribute to the **Wipro Furniture** family comprising of our employees and partners.



Our minds interact
with that space;

bringing
it alive

making it our own

sharing, celebrating
and emoting with us.

At **Wipro Furniture** our joy and passion lies in
putting those spaces to work - integrating them
into our lives; as we work, learn and play.

Contents

SHOWCASING A DECADE OF INNOVATION

Wipro Enterprises Limited	01
Pan-India presence	02
Wipro Furniture at a glance	03
Manufacturing facilities	04
I+D Studio	08
International Designers	09
Green	10
Awards & Certifications	12

OPEN OFFICE SYSTEMS

Open Office Architecture Systems	22
Art of Working	23
Startline	24
I'M	26
Proceed	28
X Bench	30
Freestand	32
Snappy	33

CABIN SPACES

Embassy	50
Consulate	52
Presidency	54
Chancellor	55
Kingsley	56
Startline	58
IM	59
Proceed	60
X Desk	61

DESIGNER RANGE

Startline	18
Embassy	18
On Air	19
Aerosit	19
Transit	20
Pause	20

COLLABORATIVE SPACES

Meet up	36
Meet up Lounge	41

VIBRANT SPACES

Vibrant 3Tile	44
Vibrant+	46

CO-ACTIVE SPACES & DISCUSSION TABLES

Startline	64
IM	65
GrupThink	66
Proceed	67
Jiffy	68
X Meet	69
LetzThink	70
Discussion Tables	71



SEATING RANGE

Seating Ergonomics	76
Sit Safe Sit Healthy	78
Seating Applications	80
Define	81
Jedi-5	82
Sirius	84
Adapt	85
Entity	86
On Air	87
Aerosit	89
Elate	90
Alivio	91
That's It	92
Smart	93
Energy	94
Web	95
Mint	96
Cloud Nine	97

TRAINING / MULTIPURPOSE SEATING

Transit	100
Pause	102
Annexe	104
Wudmate	105

AUDITORIUM SEATING

Box Office	108
Symphony	109
Ballet	110
Concert	111

BREAK OUT ZONE

Get2gether	114
Mocha	115
Spice	116
Munch	117
Waffle	118
Toffee	119
Pepper	120

STORAGES, PEDESTALS & LOCKERS

Wudsafe	122
Endura+	123
Endura+ Compactor	125
Unibox	126

EDUCATION FURNITURE RANGE

Knowledge Tree	130
Search	131
Youngstar	132
Xplorer	133
Performer	134
Teamup	135
Admire	136
Hangout	137

CUSTOMERS - OUR GREATEST ASSET

Client Spaces	140
Customer Speak	144
Appreciation Letters	146
Case Studies	150
Staying Connected	154





Wipro Enterprises Private Limited

Wipro Enterprises Private Limited, headquartered in Bangalore, primarily carries on the businesses of Consumer care products, Domestic & Commercial lighting, Office Furniture and Infrastructure engineering. The business comprises of two main divisions:

Wipro Consumer Care and Lighting (WCCLG)

Founded in 1945 as a Vegetable Oil Company, WCCLG is among the top fastest growing FMCG companies in India. It has a strong brand presence in personal care and skin care products in South-East Asia and Middle-East apart from significant market share in identified segments. With a global workforce of over 8500 across 15 nationalities located in over 40 countries, the business includes multiple product ranges

- Personal Care (Soaps, Toiletries)
- Baby Care
- Wellness
- Electrical Wire Devices
- Lighting
- Modular Office Furniture.

In the B2B segment in India, WCCLG has established itself as a leader in commercial lighting, indoor lighting and office modular furniture.

Wipro Infrastructure Engineering (WIN)

WIN is the largest independent hydraulic cylinder manufacturer in the world, delivering around 2 million cylinders to OEMs in different geographies. With a workforce of over 1,700 committed and skilled people, WIN has a truly global footprint with 14 state-of-the-art manufacturing facilities spread across India, Northern Europe, Eastern Europe, US, Brazil and China.

WIN specializes in designing and manufacturing custom Hydraulic Cylinders (double acting, single acting and telescopic cylinders), Actuators and Precision engineered components for infrastructure and related industries such as Construction & Earthmoving, Material / Cargo Handling & Forestry, Truck Hydraulic, Farm & Agriculture, Mining and Aerospace & Defense.

Apart from the main divisions, **Wipro Enterprises Private Limited** also has two associates companies

- Wipro GE Healthcare Pvt. Ltd.
- Wipro Kawasaki Precision Machinery Pvt. Ltd.

Spirit of Wipro

The Spirit of Wipro is the core of Wipro. These are our Values. It is about who we are. It is our character. It is reflected consistently in all our behavior. The Spirit is deeply rooted in the unchanging essence of Wipro. But it also embraces what we must aspire to be. It is the indivisible synthesis of the four values. The Spirit is a beacon. It is what gives us direction and a clear sense of purpose. It energizes us and is the touchstone for all that we do

Be passionate about clients' success

We succeed when we make our clients successful. We collaborate to sharpen our insights and amplify this success. We execute with excellence. Always.

Treat each person with respect

We treat every human being with respect. We nurture an open environment where people are encouraged to learn, share and grow. We embrace diversity of thought, of cultures, and of people.

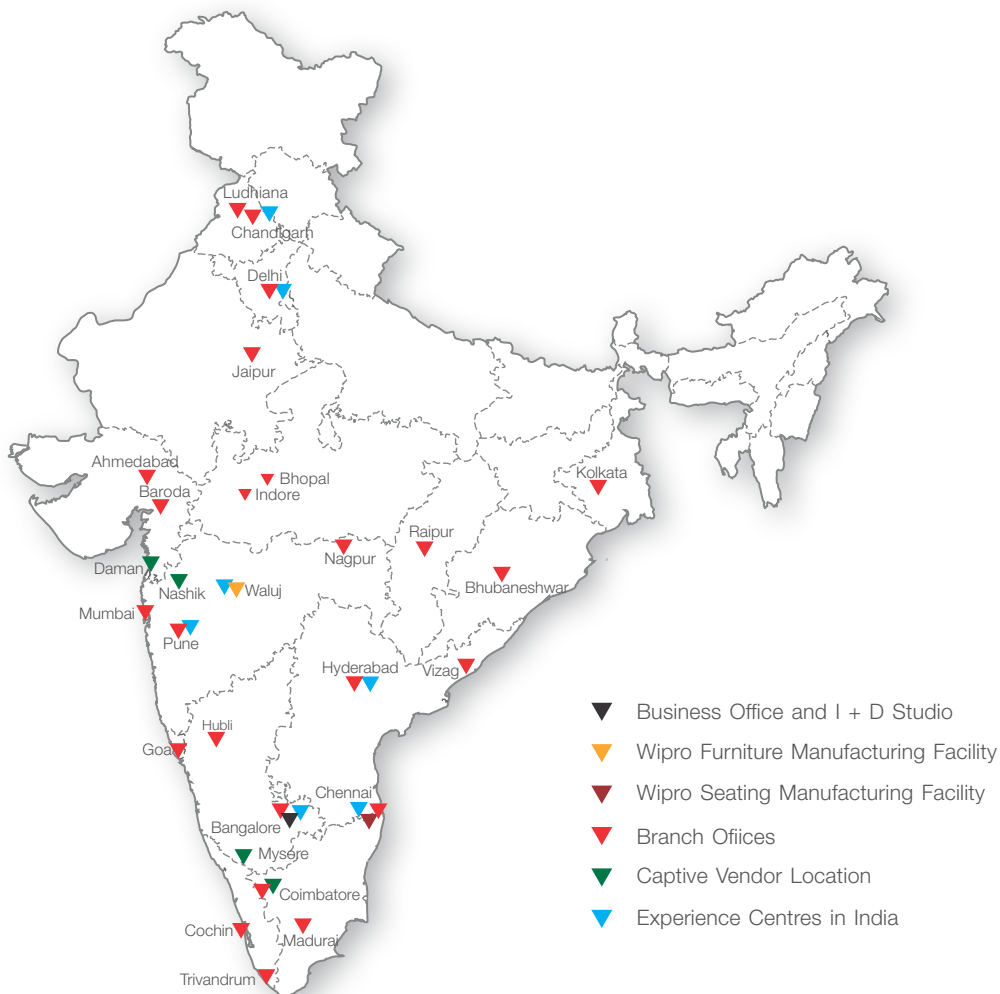
Be global and responsible

We will be global in our thinking and our actions. We are responsible citizens of the world. We are energized by the deep connectedness between people, ideas, communities and the environment.

Unyielding integrity in everything we do

Integrity is our core and is the basis of everything. It is about following the law, but it's more. It is about being ethical beyond any doubt, in the toughest of circumstances.

Wipro Furniture Business - A Pan-India presence



2004

The Journey Begins -
Launch of Wipro
Furniture Business



2005

Launch of our
first in-house
designed product -
Vibrant 3tile system



2006 - 07

Seating plant
established at
Chennai and
Furniture plant
at Waluj.



2008

Pioneered "Open
Office Architecture
Systems" in India
by launching I'M.



2009 - 11

Launch of Startline,
Transit, Pause in
collaboration
with International
Designers



Wipro Furniture at a glance

Driven by the philosophy of **Innovation + Design**, **Wipro Furniture** offers complete range of Office Furniture Solutions which includes Workstations, Benching, Cabin Furniture, Full Height Partition systems, Conference / Meeting Tables, Discussion Tables, Educational Furniture, Task Seating, Executive Seating, Board Room Seating, Multipurpose Seating and Breakout Zone Tables & Chairs.

Innovation + Design Philosophy

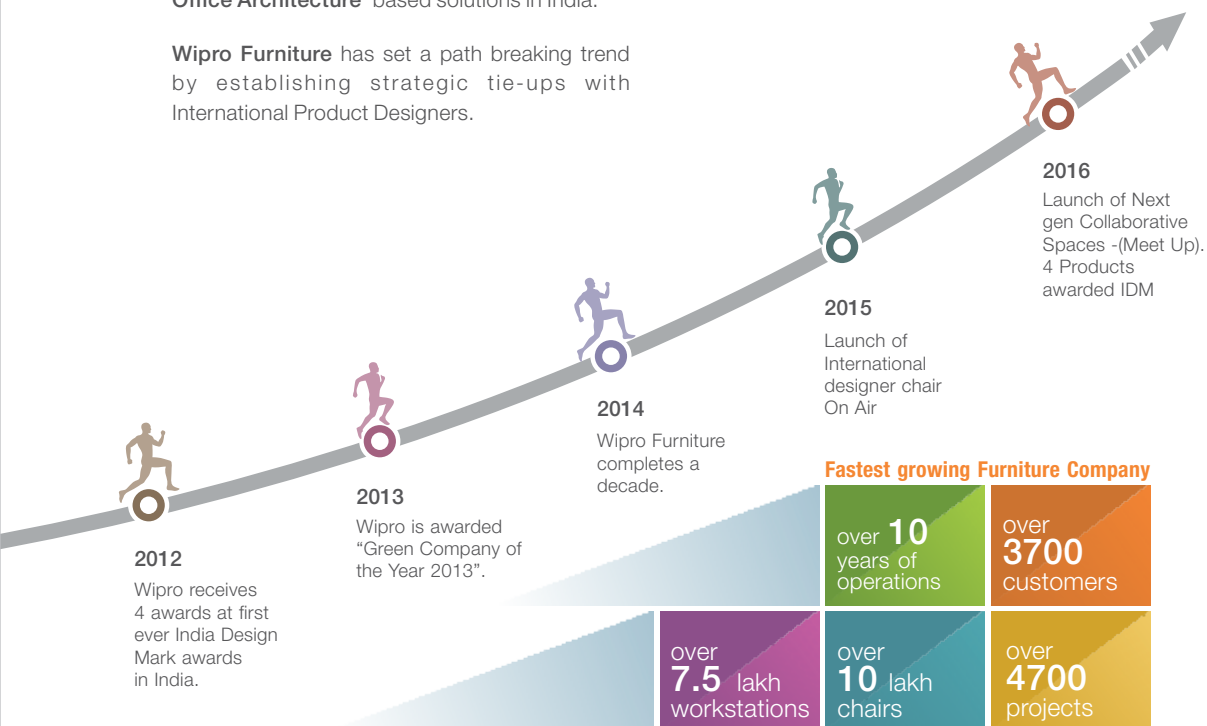
With “**Innovation + Design**” at the core of **Wipro Furniture Business**, it is our constant endeavour to serve our customers with the most appropriate and innovative product solutions. **Wipro Furniture Business** has been at the fore front in conceptualizing, designing and offering products and are leaders in providing ‘**Open Office Architecture**’ based solutions in India.

Wipro Furniture has set a path breaking trend by establishing strategic tie-ups with International Product Designers.

Wipro Furniture Advantage

Wipro Furniture provides design solutions that inspire, enhance productivity and creativity through:

- A wide range of products for different applications
- Pan India presence - 26 sales offices and wide dealer network of 50+ dealers
- Designer products from International Designers
- Optimised space solutions from a wide variety of modular designs
- Service commitment through designing solutions and developing products to suit customer needs
- Value added economic solutions
- Trustworthiness and reliability of Wipro



World class manufacturing facilities

Wipro Furniture has manufacturing facilities at Waluj and Chennai with a combined work force of over 500 people.

With firm commitment to fundamental values of Wipro, the leadership team at our production facilities are highly focused on continuous improvement in infrastructure, regular employee training and skill-upgradation programmes, high levels of efficiency in production and above all Quality, which is a non-negotiable parameter at Wipro.

In 1999, Wipro initiated its Six Sigma Journey and today has successful implementation of over 200 Six Sigma projects. Furniture business has experts in 'Operational-Excellence' methodologies like Six Sigma, Lean, etc. who have combined

implementation experience of more than 500 projects. The expert team consists of One Master Black Belt; Four Black Belts; Over thirty Green Belts.

Wipro's Six Sigma projects are well recognized by industry for their rigorous implementation and a hands-on 'Operational Excellence' team is constantly striving to give all customers a Six Sigma level of quality

Both **Wipro Furniture** and Seating Manufacturing Facilities are certified for ISO 9001:2008 for Quality Management System ; ISO 14001:2004 for Environmental Management System; OHSAS 18001:1999 for Occupational Health and Safety Advisory Service.



Furniture Manufacturing Facility at Waluj, Aurangabad



MDF Cutting



Steel Sheet Shearing



Double Head Aluminium Cutting Machine

Furniture Manufacturing Facility at Waluj, Aurangabad

The Waluj plant was established in 1992 originally for manufacturing Wipro Lighting products and this facility was expanded to add furniture manufacturing in 2009.

This plant has a completely automated powder coating facility that uses only **RoHS** (Restriction on use of Hazardous Substances) certified powder coating material - a first and only one till date in India.

This plant is also equipped with the best of German and Japanese technology and machinery available for sheet metal processing and finishing and is one of Asia's best plants when it comes to Furniture Manufacturing.

Highlights

- 18 acre campus
- Over 350 well trained and dedicated employees
- 1,20,000 sq.ft. built-up area
- Planned capacity of 1,00,000 workstations per annum

“ Our facilities bear testimony to the fact that there is no substitute for infrastructure. ”



Automated CNC Turret Punching



High Precision CNC Press Brakes



Power Press



Cutting Edge Powder Coating Technology

Seating Manufacturing Facility at Guduvancheri, Chennai

This facility located on the outskirts of Chennai is equipped with best of equipments, testing facilities and skilled all-women workforce.

Ever ready to meet emerging challenges, this facility has been able to successfully meet and even exceed the most demanding requirements of our design team as well as of our customers.

The plant has reputed International certifications such as Quality Management System (ISO 9001-2008), Environmental Management System (ISO 14001-2004), and Occupational Health and Safety Advisory Service (OHSAS 18001-1999).

Highlights

- 4 acre campus
- Over 150 well trained and dedicated employees
- 50,000 sq.ft. built-up area
- Planned capacity of 2,00,000 chairs per annum

“ It is the passion of our workforce that leverages tangible infrastructure to deliver an intangible experience called delight. ”



Seating Manufacturing Facility at Guduvancheri, Chennai



Testing of back tilt mechanism



All women work-force



Testing of base for load bearing capacity

Testing of gas lift mechanism

Delivering world class products through Innovation & Design Leadership

An expert team of industrial designers and design engineers



Wipro Furniture and Lighting Group has always been driven by its innate passion to innovate and an absolute dedication to achieve excellence in design. **I+D Studio (Innovation Plus Design Studio)** is the culmination of this thought process.

Keeping in line with Wipro's Green Philosophy, **I+D Studio** works with a responsible and sensitive outlook at all stages of the design process to ensure that all products are ergonomic, safe and eco-friendly.

Innovative thinking, thoughtful design, customer centric approach and critical execution are the factors behind the success of our products over the last decade.





Collaborating with the best international designers

“ Our endeavour is to bring our customers the best of international trends. ”

Our team of talented and professionally qualified product designers and design engineers are continuously working on new products and solutions to keep pace with technological advancements in office spaces.

To cut down the learning curve and provide our customers the latest in the office furniture arena from across the world, we also collaborate with world renowned furniture designers.

Our understanding of local working environments coupled with the expertise of the international designers results in the best suited furniture products for Indian offices.



Tim Wallace

Principal
TWd - Tim Wallace Design
London, UK



Conrad Marini

Founder & Director
CMM Design Associates
Toronto, Canada



Eric Chan

Founder
ECCO Design
New York, U.S.A



Claudio Bellini

Founder & Director
Claudio Bellini Studio
Milan, Italy



Green

An untiring and evergreen commitment from Wipro

“We believe there is a clear relationship between long-term success and environmental sustainability.”

At **Wipro Enterprises Private Limited**, we believe that business not only has an implicit responsibility to society, but can also benefit by being socially and environmentally responsible.

We believe that sustainable business practices, besides being an ethical imperative, also create long term value for the business entity itself. In this context, we are working to embed Sustainable Practices into our key Business Processes, and our effort in this direction is truly on its way.

Wipro Enterprises Private Limited has identified and taken initiatives to address the challenges of:

- High environmental footprint associated with the use of materials, water, energy and generation of waste
- The emerging paradigm of product stewardship where customers expect products to be green by design, by use and in disposal

- Supply chains processes spanning multiple geographies with varying environment and labour standards
- Complying with established standards and scrutiny by customers and regulatory bodies

Key Initiatives taken by **Wipro Enterprises Private Limited** to meet these challenges include:

- Improvement of energy efficiency through constant improvement in quality practices and a sharp focus on waste reduction
- Reduction of fresh water consumption through process optimization and creating awareness among the workforce
- Strict compliance with Pollution control norms for disposal of hazardous waste
- Usage of recycled material in packaging across key product categories
- Maximising usage of green technologies and products that conform to Global environmental, health and safety standards



Key Initiatives by Wipro Furniture

At **Wipro Furniture**, it is our untiring and evergreen commitment to create a healthy atmosphere at your workplace making greener, healthier and environmentally sustainable workspaces.

Some of our initiatives in this direction include:

- Continually expanding our range of products that are compliant with the best of International standards and guidelines
- Testing of products at Internationally recognized and independent testing labs for compliance with International Air Quality Guidelines that meet or surpass BIFMA/ANSI X - 7.1 standard
- Validating our products by submitting them for established and reputed national and international design awards which also recognize healthy and environmentally sustainable products
- Manufacturing of products in compliance with internationally recognized **BIFMA** standards
- Adopting best practices in manufacturing in adherence with achieving **ISO** certifications and **RoHS** certifications

On the manufacturing side, due care is taken in the selection of raw materials and processes, considering long term ecological sustainability which creates lowest environment impact.

Driven by these core values, we took our first steps towards equipping our manufacturing

plant at Waluj with a completely automated power coating facility that uses only **RoHS (Restriction on use of Hazardous Substances)** certified powder coating material - a first and only one till date in India.



RoHS Legislation covers the restriction of use of potentially hazardous substances in manufacturing processes, thereby contributing to protection of human health and the environment. **RoHS** is enforced throughout the EU (European Union) since 2006.

Our Waluj factory is certified for **Integrated Management System (IMS)** which includes

- ISO 9001-2008 for Quality Management System
- ISO 14001 - 2004 for Environmental Management System
- OHSAS 18001 - 1999 for Occupational Health and Safety and Advisory Services





View of RoHS certified powder coating plant at Waluj.




Awards & Certifications

The awards and certifications received by us are a testimony to our passion to deliver a world class experience to our customers



India Design Mark is a design standard, a symbol that signifies design quality. India Design Mark serves as a reference for purchase decisions as it signifies good design not only in terms of form and aesthetic appeal but also in terms of product quality, functionality, quality, safety, sustainability, usability and social responsibility.








VOC Certification
ANSI/BIFMA M7.1

ANSI/BIFMA M7.1 is one of the BIFMA International Standards that prescribe testing methods for the determination of VOC emissions from office furniture and seating in typical office buildings.

Many products from Wipro Furniture have been awarded with VOC - ANSI/BIFMA M7.1 Certification which is an important criteria for LEED certified Green Buildings.





I Design Award 2012

I Design Award and Competitions is India's Premiere Product Design Award. The **I Design Award** and Competition logo, awarded by international experts, is trusted world wide and denotes solidly proven design quality.

Two Products from **Wipro Furniture** have been awarded with **I Design Award**, which is a guideline for finding the best products in the market place.



Knowledge Resource Development & Welfare

Knowledge Resource Development & Welfare Group (KRD&WG) is committed to inclusive and holistic integration and development of the knowledge resource of the country and has instituted excellence awards to recognise the same.

In 2013, Wipro Furniture was recognised with the “**Green Company of the Year**” award. This award is based on the extent of green practices adopted by a company.





Compliant to
BIFMA standards

BIFMA stands for 'Business and Institutional Furniture Manufacturer's Association'. BIFMA is a not-for-profit organisation that develops voluntary product and industry standards that support safe, healthy and sustainable environments.

Wipro Furniture is a member of BIFMA and incorporates the latest trends and guidelines in furniture design and performance thus ensuring that the products are ergonomic in design and thereby offer good comfort and safety to users.




ISO (International Organization for Standardization) is the world's largest developer of voluntary International Standards to make industry more efficient and effective and break down barriers to international trade.

Wipro Furniture has the following
ISO Certifications

- **ISO 9001 - 2008** for
Quality Management System
(Seating Division)
- **ISO 14001 - 2004** for
Environmental Management
System (Seating Division)
- **ISO 14001 - 2004** for
Management System
(Furniture Manufacturing Facility)
- **ISO 9001 - 2008** for
Management System
(Furniture Manufacturing Facility)





DESIGNER RANGE



startline® > 18
a Tim Wallace Design

EMBASSY™ > 18
— MAKE A STATEMENT —

OnAir™ > 19

AEROSIT™ > 19
as natural as you!

transit™ > 20
wherever you are

pause™ > 20
find your moment

startline®

a Tim Wallace Design

Startline is a high performance system with intelligent components that make it scalable.



Designed by



Tim Wallace



Awards and Certifications



EMBASSY™

— MAKE A STATEMENT —

Embassy is an exclusively crafted piece of furniture that delivers a powerful experience for users.



Designed by



I+D STUDIO

Awards and Certifications





OnAir™

On Air is a range of premium chairs with superlative aesthetics and comfort that lifts your spirits and makes you feel truly OnAir.



Designed by



Claudio Bellini



Awards and Certifications



AEROSIT™

as natural as you!

Aerosit family of chairs bring completely new dynamics to contemporary office seating. The patented Aeroflo™ dual layer seat distributes weight evenly and reduces heat build-up in the body.



Designed by



I+D STUDIO

transit™
wherever you are

Transit symbolizes the joy of a product that's simple and easy to use with amazing utility and convenience.



Designed by



Conrad Marini



Awards and Certifications



pause™
find your moment

Pause is characterized by its sleek, contemporary looks combined with versatility and nestability.



Designed by

Conrad Marini



Awards and Certifications



OPEN OFFICE SYSTEMS



Open Office
Architecture Systems > 22



> 23

startline®
a Tim Wallace Design



> 26

PROCEED



> 30

freesTand™
matches your level of work



> 33

Open Office Architecture Systems

Wipro Furniture - Pioneers of Open Office Architecture revolution in India

Rapidly changing work environments, new age job opportunities and exponential growth in technology have brought about a need for change. To keep pace with this change, organisations are increasingly looking for environments that nurture collaboration, foster creativity, improve productivity and reduce carbon footprint.

At **Wipro Furniture**, we realise this need and have invested time and effort to understand and simplify these challenges for our customers. Proven successes of **I'M**, **Startline**, **Xbench** and **Proceed** all based on open office architecture platform - have strengthened our belief in providing solutions that meet the demands of the knowledge workers powering India.



Startline



I'M



Proceed



X Bench



Art of Working

A platform of guiding principles to build
Open Office Environments

Wipro Furniture's inspired vision and commitment, equally supported by our valued customers is the very core and spirit of the new way of working - the 'Art of Working' is about sharing and interacting to achieve better productivity and create joy at work.



Encourage collaboration

Create an informal environment which encourages collaboration. Motivate people to adopt an attitude of "Come, let's do this together", rather than "Go, get this done".

Enhance communication

Increased direct communication and interaction nurtures transparency automatically and is implicit in open environments.

Foster innovation

Facilitate quick settings of impromptu meetings to exchange thoughts and ideas - for example, when people can set up meetings just by moving a few chairs around and putting heads together - they can focus on the ends rather than the means. It makes people more relaxed, creative and innovative.

Nurture ideation

Use minimum partitions and avoid office layouts that "hide" people away from each other. Use workstations with very few barriers, where people are seated in direct eye contact enabling easy interaction and ideation.

Break boundaries

When everybody sits in an open informal environment, it automatically breaks boundaries and hierarchies and makes people more accessible to each other. Flat organisation structures work in a positive way making work faster.

Be eco-conscious


Adopt furniture and elements of the interior that are light and minimalistic in design, giving the office a light and airy look. Such spaces need less artificial lighting, ventilation and air-conditioning, reducing energy needs.

Certain tasks need a closed group to interact, debate and take decisions, which are an integral part of day to day working of any business office. Such spaces need visual / acoustical privacy for uninterrupted working.

At times an individual may also require to focus on work without distractions. Meeting rooms and silent rooms need to be provided in sufficient numbers for such tasks.

The ultimate aim of
Art of Working is to:

Create a
balance between
Open Office
Spaces
Interactive
Spaces



Startline is a high performance system with intelligent components that make it scalable.

Using RoHS Certified components, this “Green” system covers the entire office landscape for partition based workstations as well as contemporary open offices.

- Flexible and Dynamic - One system - Multiple roles
- Fits into all the zones in an office environment
- Wire Management Technology designed with cutting edge features

Designed by



Tim Wallace

Tim Wallace

Awards and Certifications



Configurations & Dimensions

Workstations

Linear



Length: 1050 upto 1500*
Width: 600 / 700 / 800

CurviLinear



1800x1800 / 1800x1500 /
1500x1500 / 1500x1350 /
1500x1200

Benching



Length: 1650 upto 2100*
Width: 900 / 1000

* in steps of 150

* in steps of 150

All dimensions in mm





120 degree cluster with storage unit





A pioneering Innovation
from Wipro Furniture

I'M is India's first leg and beam system - a pioneering innovation from **Wipro Furniture**.

With its signature aluminium legs and hi-tech connectivity management, **I'M** integrates stunning looks with functionality that's perfect for contemporary open offices.

- Personifies clarity, lightness and the era of hi-tech connectivity
- Thoughtful design with minimal usage of material
- Option of Integrated Elevated storage and pedestal

Designed by



Awards and Certifications



Configurations & Dimensions

Workstations

90 Degree Cluster



Length: 1350 upto 1800*
Width: 1200 upto 1800*

Linear / Benching



Length: 1050 upto 1800*
Width: 600 / 750 / 900

120 Degree Clusters



Length: 1050x1050 /
1200x1200 / 1200x1200
Width: 600 / 750 / 900

* in steps of 150

* in steps of 150

All dimensions in mm





I'M large installation



I'M linear sharing work station

PROCEED

Sleek and efficient workstations

Proceed is an aesthetically pleasing and futuristically designed workstation that's suitable for youthful, open and collaborative environments.

Awards and Certifications

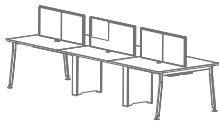
With clean, clutter-free looks and vibrantly coloured privacy screens, Proceed blends well into contemporary, happening and cheerful spaces.



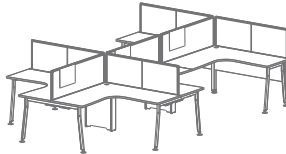
- Sleek design that lends a unique and stylish look
- Integrated wire management with easy access
- Available as standalone or with side storages and pedestals

Configurations & Dimensions

Linear Workstation



Curvilinear Workstation



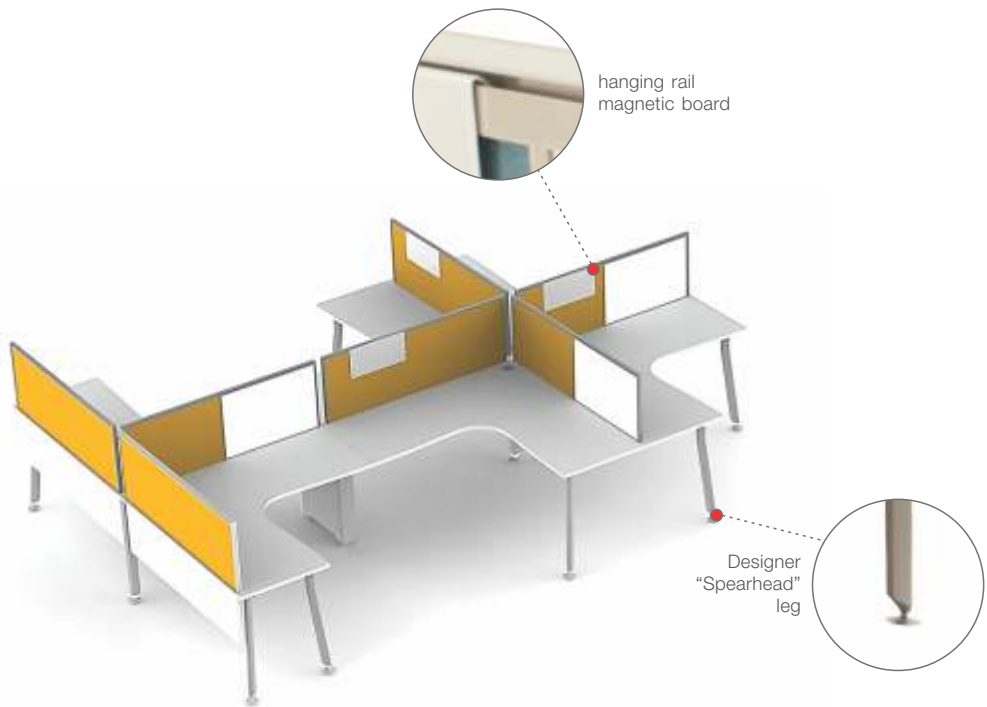
Workstation Top Sizes

Length : 900mm to 1650mm (in steps of 150mm)

Width : 525 / 600 / 750mm

All dimensions in mm







Simple and minimalistic Open Office Architecture System

X Bench is a minimalistic open office architecture system ideally suited for light and trendy offices.

Seamless table tops, integrated wire management and clean understructures bring together a seamless integration of aesthetics and functionality.

- Fabric screen with pinup rail on top encased in aluminium extrusion
- Seamless integration of functionality and convenience
- Ideal for light and trendy open offices

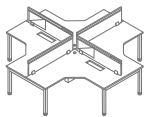
Awards and Certifications



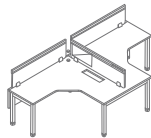
Configurations & Dimensions

Workstations

Sharing



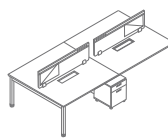
Non-Sharing



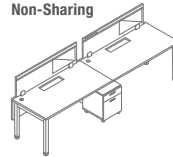
Benching Top Sizes
Length: 900 upto 1650 (in steps of 150)
Width: 525 / 600 / 750

Benching

Sharing



Non-Sharing



All dimensions in mm





X Bench installation



X Bench collaborative arrangement with glass screen, accessories & return storage with cushion top



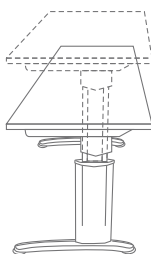
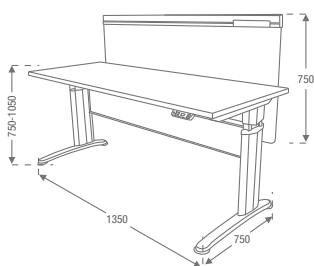
Multi-Level height adjustable table

Freestand is an ergonomically designed height adjustable table that is versatile and adaptable to any work place.

Electronically controlled height adjustment makes it suitable for varied work styles and personal preferences.

- Infinitely variable height setting
- Built in wire management
- Noiseless operation

Configurations & Dimensions



Dimension				
Length	1350	1500	1650	1800
Depth	750	750	750	750
Height	725-1025			

Available in Automatic / Manual Cranking

All dimensions in mm



SNAPPY™


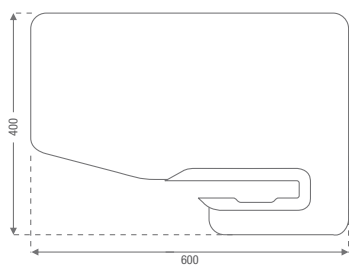
Trendy privacy screens

SNAPPY is a Privacy screen which can be snapped on to any table top to create personal space for enhanced concentration and privacy in collaborative office settings.

Sleek & trendy in design, Snappy makes its environment look light and pleasing with its sleek design and cheerful colours

- Quick snap-on and snap-off
- Strong bracket made in white polycarbonate
- Acoustic panel which doubles up as a pin up board
- Available in PET and MDF material

Configurations & Dimensions



* Poly Ethylene Terephthalate

Awards and Certifications



All dimensions in mm



Colours:

PET - Red, Green & Blue

MDF - Yellow, Blue, Orange & Green



COLLABORATIVE SPACES



**meet
up**

take a new look at work

> 36

**meet up
lounge**

> 41



Meetup spaces are designed as informal spaces that breakdown barriers, increase eye contact and let you get going on what you do best - innovate. ideate. succeed.

Why do people meet?

As social beings, convening, congregating and collaborating is our natural way of interaction. At times, we want to be heard. At other times, we're there to listen.

Meetings, whether in large groups or small : planned or impromptu help us to brainstorm discuss and solve problems. Getting together motivates everybody and things get done better and quicker. That's how we are designed to work and it's the way work gets done.

Meet up is Wipro Furniture Business' response to today's changing demographics, shrinking workstations, and evolving work styles.

Our goal?

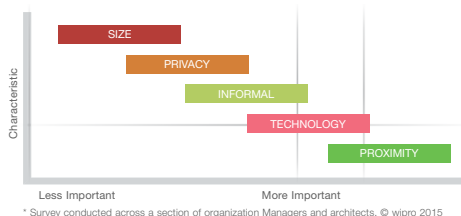
To redefine the workplace as a destination for people to come together to move ideas and thinking to a new level.

Building collaborative spaces

People want to collaborate in speedy, simple and informal ways. Both employees and organisations perceive the following factors as essential to foster innovation :

- Compact spaces
- Close-up interaction
- Informal look and feel
- Natural settings
- Integration with technology

Five basic characteristics that defines people's expectations from collaborative spaces.



huddle

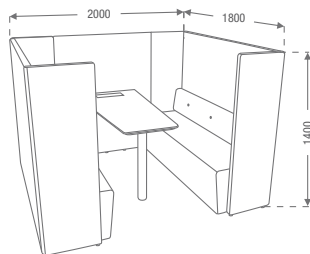
Get together in instant

Huddle meeting pods make unplanned meetings simple and easy. Step inside, plug in and keep the ideas flowing. In near privacy.


- Mobile and interactive space
- Fitted with table & power outlet
- Easily installable in any space



Configurations & Dimensions



Fabric Swatches



All dimensions in mm



gather

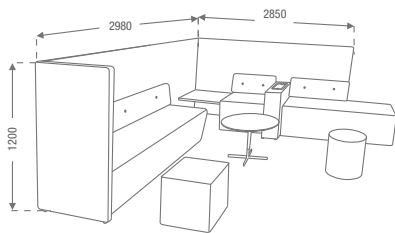
Collaborate at will

Gather - a workspace made because not everything happens at your desk. Gather encourages personal enrichment through listening, dialogue and open discussions.


- High back and open design
- Installed with lights & power outlets
- A home like corner in the office



Configurations & Dimensions



Fabric Swatches



All dimensions in mm



v-chat

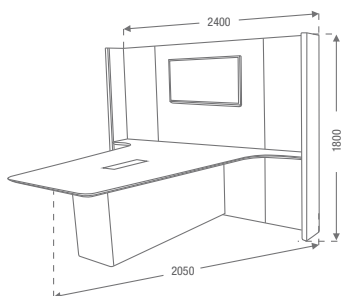
Share ideas in a flash

V-Chat - a multimedia furniture dedicated to video conferencing with a generously designed table to accommodate several people.


- Provision for connecting multiple devices
- Ideal for Video conferencing
- A trendy space to relax & chat



Configurations & Dimensions



Fabric Swatches



All dimensions in mm



buzz talk

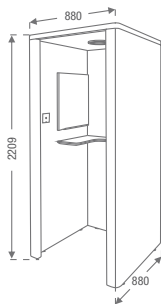
Communicate on the go

Buzz Talk - offers comfort privacy in open offices for telephone calls with acoustic and visual shielding.


- A new concept phone booth
- Installed with writing board, utility top & lighting
- Backrest support for better comfort



Configurations & Dimensions



Fabric Swatches



All dimensions in mm



meet up lounge

The casual seating offering complements our collaborative range of furniture. Ideally suits for:

- Hotels, Resorts, Malls etc.
- Hospitals, Clinics
- Co-working spaces / shared spaces
- Corporate lounges
- Break out zones

Configurations & Dimensions

- **MLS Series**
 - Shell – Steel Framework, Entirely moulded in cold cure polyurethane
 - Base – polished Stainless Steel / Elliptical Stained Wood
- **SS Series**
 - Base – Anti-corrosion mild steel with Stainless steel circular top of 50mm dia.
 - Top Plate – Glass
- **CRV Series**
 - Base – Fibre glass integrated with metal reinforcements inside the shell
 - Coating – Multiple PU coat of lacquer
 - Top Plate – Glass



MLS-02



MLS-01



MLS-03



MLS-04



MLS-05



MLS-06



CRV-01



CRV-02



CRV-03



CRV-04



SS-01



SS-02



SS-03

VIBRANT SPACES



Vibrant® 3tile  > 44

VIBRANT®+  > 46
every space has a need



A premium modular
tile based partition system

Vibrant 3tile is a premium, modular 80 mm thick tile based system with uniform 3 Tile look.

Vibrant 3tile offers a stable, sturdy and scalable modular partition system bringing a rich and vibrant aesthetic appeal to office spaces.

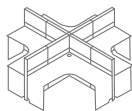
Vibrant 3tile can be scaled up to create full height **Vibrant Wall**.

- Options for spacious workstations, manager cabins and full height partitions
- Designed for reconfiguration / easy interchangeable tiles
- Clip-on type tiles for easy re-installation

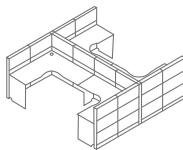
Configurations



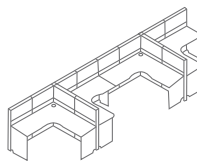
L Type



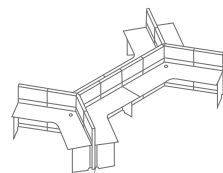
Plus Type



H Type



T Type



120 degree



Designed by



I+D STUDIO



Vibrant 3tile installation



Vibrant 3tile installation

VIBRANT[®]+

every space has a need

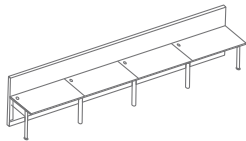
Sleek and stylish
panel based system

Vibrant+ is a sleek and stylish 60 mm thick panel based system with unique slide in tiles feature with frame.

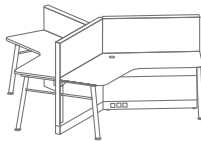
It offers a variety of choices that allows you to create office interiors that reflect your taste and style. When it comes to setting up your space in the shortest possible time, nothing's faster than **Vibrant+**.

- Factory fitted tiles for easy and faster installation
- Unique slide in tile feature
- Various modules of frames, legs, work surfaces, storages, screens and accessories

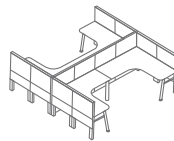
Configurations



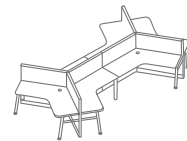
Non sharing linear



120 degree



H Type



120 degree cluster
with oblique legs



Designed by



I+D STUDIO

Awards and Certifications



VOC Certification
Passes BIFMA X-7.1
Standards



Vibrant+ installation



Vibrant+ 'C' cluster with oblique legs and accessories

CABIN SPACES



EMBASSY™ > 50
— MAKE A STATEMENT —

CONSULATE™ > 52

PRESIDENCY™ > 54

CHANCELLOR™ > 55

kingsley® > 56

startline® > 58
a Tim Wallace Design

INDIA™ > 59
India's first leg and beam based system

PROCEED > 60

XDESK™ > 61
simple | minimal | functional

Embassy is an exclusively crafted piece of furniture that delivers a powerful experience for users.

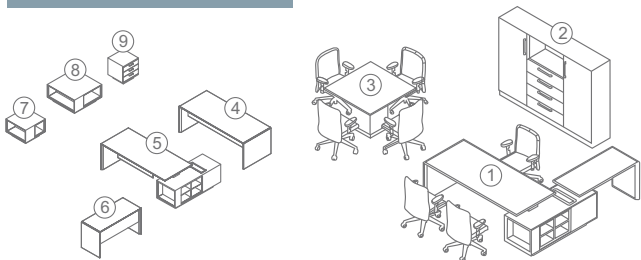
This engineered wood product is built with an attention to detail that is reflected in its stylish functionality and grandeur.

- Contemporary and sophisticated look
- Integrated DUO for clutter-free wire management
- Dual finish of table top with a unique edge profile creates a seamless visual look

Awards and Certifications



Configurations & Dimensions



- ① Main table with side storage & integrated side table: 2100 x 900 & 2400
- ② Rear storage: 2100 x 450 x 1500 & 1700 x 450 x 1501
- ③ Meeting table: 900 x 900
- ④ Main table: 2100 x 900 & 2400 x 900
- ⑤ Main table with side storage & option of modesty: 2100 x 900 & 2400 x 900
- ⑥ Side table: 1350 x 700 & 1500 x 700
- ⑦ Corner sofa table: 600 x 600
- ⑧ Centre sofa table: 900 x 900
- ⑨ Pedestal: 600 x 600 x 615

All dimensions in mm





Cabin with main table, side table and rear storage



Cabin with main table, modesty panel, side table and back storage

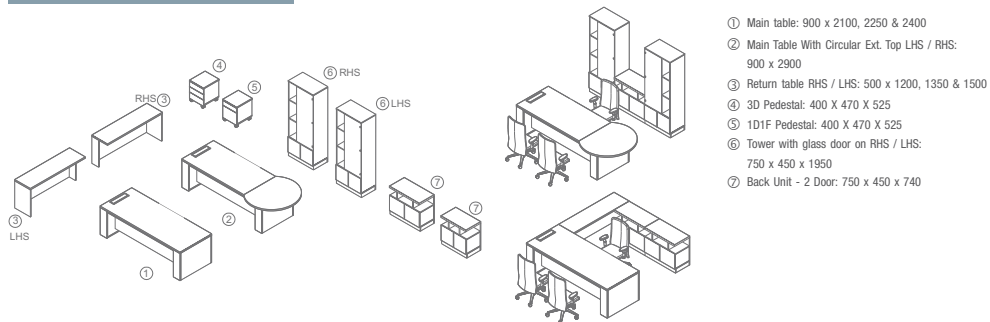
CONSULATE™

Create your own distinctive signature

Consulate is a premium furniture system with contemporary aesthetics and functionality that emphasises your calibre and leadership

- Fine wood craftsmanship that refines design
- Concealed cable management keeps your workspace clutter free
- All table tops are in post-lam finish and all understructure and modesty in pre-lam finish

Configurations & Dimensions



All dimensions in mm





PRESIDENCY™

A range of cabin furniture for achievers of true pedigree

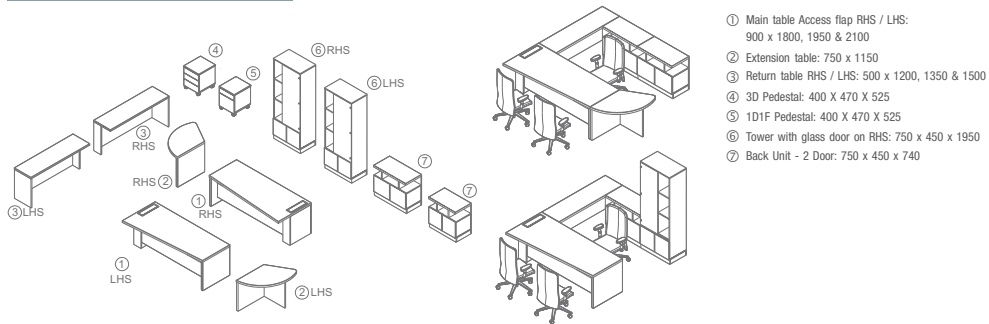
Presidency is a thoughtful and intelligent design with a trapezoidal table top for maximum space utilization

Awards and Certifications



- Dual tone finish with Sleek Gable Ends
- Cohesive array of choices with options of flexibility and scalability
- All table tops are in post-lam finish and all understructure and modesty in pre-lam finish

Configurations & Dimensions



All dimensions in mm



CHANCELLOR™

freedom and comfort
in your everyday workspace

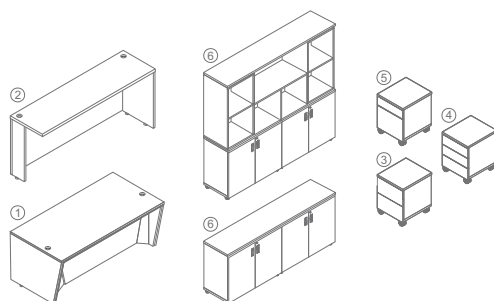
Chancellor brings to your workspace a modern and contemporary aura that is perfectly complemented by a smart and sharp dual tone modesty and gable end.

Awards and Certifications



- Unique prismatic modesty panel provides elegant aesthetics
- Visibly thicker dual tone table top accentuates the premium looks
- All table tops and understructure in pre-lam particle board

Configurations & Dimensions



- ① Main table: 750 x 1500, 1650, 1800 & 1950
900 x 1500, 1650, 1800 & 1950
- ② Extension table LHS / RHS: 450 x 1050 & 1350
- ③ 2D1F Pedestal: 400 X 470 X 675
- ④ 3D Pedestal: 400 X 470 X 545
- ⑤ 1D1F Pedestal: 400 X 470 X 525
- ⑥ Back Storage: 425 x 740 x 600, 750 & 900

All dimensions in mm



kingsley®

A range of high end cabin furniture
with superlative aesthetics

Kingsley is a world class range of furniture that lends stature and supremacy to office cabins.

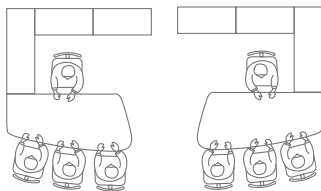
A wide profile top with smoothened contour gives a superlative look. **Kingsley** is available in Membrane, Pre-laminated and Post form finish for various applications.

- Superlative aesthetics
- Back Storages & Round discussion tables in matching finish
- Brings a Rich & Eloquent feel

Awards and Certifications



Configurations & Dimensions



Main table



1950 x 900 x 740

Return table



1050 x 450 x 700
1350 x 450 x 700

Back unit



750 x 425 x 700
900 x 425 x 700

**Pedestal
3 drawer**



350 x 450 x 550

**Discussion
table**



900 / 1050 / 1200
diameter

All dimensions in mm



kingsley® *Platinum*

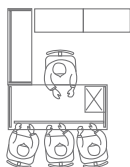
Kingsley Platinum with main table,
side table and back storage with membrane finish



kingsley® *Supreme*

Kingsley Supreme with main table, side table and back storage with post form finish

Configurations & Dimensions



Main table



Length: 900 upto 1800*
Width: 600 / 750 / 900
Height: 740

Return table



Length: 900 upto 1350*
Width: 450
Height: 700

Back unit



Length: 750 / 900
Width: 425
Height: 700

Pedestal 3 drawer



350 x 450 x 550

Discussion table



900 / 1050 / 1200
diameter

* in steps of 150

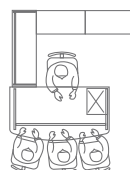
All dimensions in mm



kingsley® *Premium*

Kingsley Premium with main table, side table and back storage with pre-laminated finish

Configurations & Dimensions



Main table



Length: 1500 / 1650 / 1800
Width: 750 / 900
Height: 740

Return table



Length: 900 upto 1350*
Width: 450
Height: 700

Back unit



Length: 750 / 900
Width: 425
Height: 700

Pedestal 3 drawer



350 / 450 / 550

Discussion table



900 / 1050 / 1200
diameter

* in steps of 150

All dimensions in mm

Startline is a high performance system with intelligent components that make it scalable.

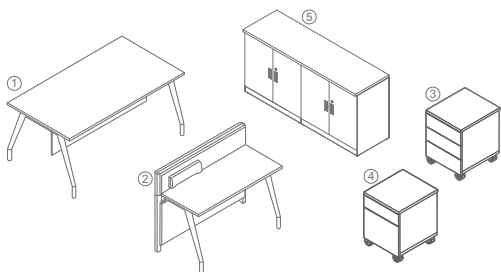
Using RoHS Certified components, this “Green” system covers the entire office landscape for partition based workstations as well as contemporary open offices.

- Flexible and Dynamic - One system - Multiple roles
- Fits into all the zones in an office environment
- Wire Management Technology designed with cutting edge features

Awards and Certifications



Configurations & Dimensions



- ① Main table: 900 x 1650, 1800, 1900 & 2100
- ② Return table: 600 x 1200, 1350 & 1500
- ③ 3D Pedestal: 400 x 435 x 543
- ④ 1D1F Pedestal: 400 x 435 x 543
- ⑤ Back Storage: 425 x 740 x 600, 750 & 900

All dimensions in mm





India's first leg and beam based system

A pioneering Innovation
from Wipro Furniture

I'M is India's first leg and beam system - a pioneering innovation from **Wipro Furniture**.

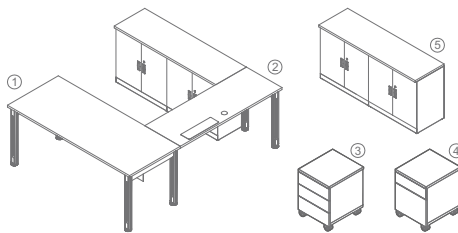
With its signature aluminium legs and hi-tech connectivity management, **I'M** integrates stunning looks with functionality that's perfect for contemporary open offices.

- Personifies clarity, lightness and the era of hi-tech connectivity
- Thoughtful design with minimal usage of material
- Option of Integrated Elevated storage and pedestal

Awards and Certifications



Configurations & Dimensions



- ① Main table: 750 x 1350, 1500 & 1650
900 x 1800
- ② Return table: 450, 525, 600 x 1050, 1200,
1350 & 1500
- ③ 3D Pedestal: 400 x 435 x 543
- ④ 1D1F Pedestal: 400 x 435 x 543
- ⑤ Back Storage: 425 x 740 x 600, 750 & 900

* in steps of 150

All dimensions in mm



PROCEED

Sleek and efficient workstations

Proceed is an aesthetically pleasing and futuristically designed workstation that's suitable for youthful, open and collaborative environments.

With clean, clutter-free looks and vibrantly coloured privacy screens, Proceed blends well into contemporary, happening and cheerful spaces.

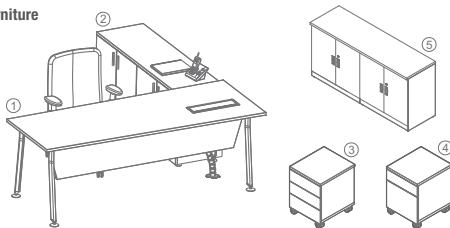
- Sleek design that lends a unique and stylish look
- Integrated wire management with easy access
- Available as standalone or with side storages and pedestals

Awards and Certifications



Configurations & Dimensions

Cabin Furniture



- ① Main table: 600, 750, 900 x 1500 - 2400
- ② Return table: 525 x 900 - 1950
- ③ 3D Pedestal: 400 X 435 X 543
- ④ 1D1F Pedestal: 400 X 435 X 543
- ⑤ Back Storage: 425 x 740 x 600, 750 & 900

All dimensions in mm



Manager table with side storage



Simple and minimalistic Open Office Architecture System

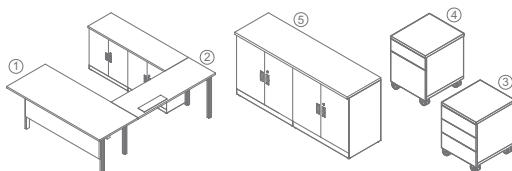
Xdesk is a minimalistic open office architecture system ideally suited for light and trendy offices.

Awards and Certifications



- Seamless integration of functionality and convenience
- Ideal for light and trendy open office
- Integrated wire management and Clean understructures


Configurations & Dimensions



- ① Main table: 750 x 1500, 1650 & 1800
900 x 1800, 1950 & 2100
- ② Return table: 525/600 x 1050 & 1200
600 x 1350 & 1500
- ③ 3D Pedestal: 400 X 435 X 543
- ④ 1D1F Pedestal: 400 X 435 X 543
- ⑤ Back Storage: 425 x 740 x 600, 750 & 900

All dimensions in mm






CO-ACTIVE SPACES & DISCUSSION TABLES

CO-ACTIVE SPACES

startline® > 64
a Tim Wallace Design

 > 65
India's first leg and beam based system

grup think® > 66

PROCEED > 67

Jiffy™ > 68
Fast, Smart work surfaces

XMEET™ > 69

letz **think®** > 70

DISCUSSION TABLES

startline® > 71
a Tim Wallace Design

 > 71
India's first leg and beam based system

kingsley® > 72

Convene > 72

PROCEED > 73

XMEET™ > 73

Startline is a high performance system with intelligent components that make it scalable.

Flexible and dynamic - this system enables people to communicate and exchange ideas in collaborative environments.

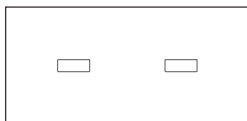
- Clean and clutter free design
- Elegant designer aluminum die-cast legs
- Integrated wire management technology using patented DUO

Awards and Certifications



Configurations & Dimensions

Free Standing Tables - Rectangular



Length : 1650/1800/1950/2100
Width : 900/1000

All dimensions in mm





India's 1st Leg & Beam based system

A pioneering Innovation
from Wipro Furniture

I'M is India's first leg and beam system - a pioneering innovation from Wipro Furniture.

It consists signature aluminium legs and hi-tech connectivity management, I'M integrates stunning looks with functionality.

- Personifies clarity, lightness and the era of hi-tech connectivity
- Thoughtful design with minimal usage of material
- Optimized usage of space with comfortable leg room

Awards and Certifications



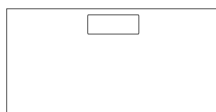
Configurations & Dimensions

Close configuration



Module
Length - 800 / 1600
Width - 1200 / 1350 / 1500

Open configuration



Module
Length - 800 / 1600
Width - 600 / 650 / 700 / 750



Corner module
Width/Radius - 600 / 650 / 700 / 750

All dimensions in mm





A contemporary conferencing solution
for high performance work groups

GrupThink is a robust conferencing solution that lends perfect ambience to distinguished boardrooms.

Completely modular, these conference tables are easy to configure to match specific needs. Attention to detail and craftsmanship are reflected in its quality finish.


- One system immense possibilities and configurations
- Enhanced ease of adaptability as per available space
- Concealed wire management with liftable access flap

Configurations & Dimensions


Closed configurations



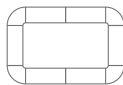
8 seater
2590 x 1240 x 740



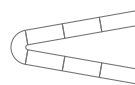
10 seater
3265 x 1240 x 740



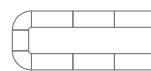
10 seater
3940 x 1240 x 740



16 seater
3940 x 2590 x 740



10 seater
4600 x 2625 x 740



15 seater
4670 x 1915 x 740

Open configurations



All dimensions in mm

PROCEED

Sleek and efficient workstations

Proceed is an aesthetically pleasing and futuristically designed workstation that's suitable for youthful, open and collaborative environments.

With clean, clutter-free looks and vibrantly coloured privacy screens, Proceed blends well into contemporary, happening and cheerful spaces.


- Sleek design that lends a unique and stylish look
- Integrated wire management with easy access
- Available as standalone or with side storages and pedestals

Awards and Certifications



Configurations & Dimensions

Meeting / Conference Table



Length : 900 to 2400 (in steps of 150) 6 to 22 seater
Width : 900 / 1100 / 1200 / 1500

All dimensions in mm





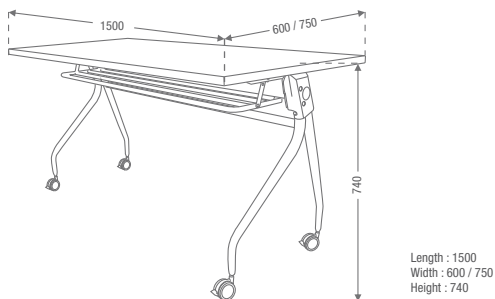
Multi-purpose folding table

Jiffy tables provide an elegant solution for your meeting and training space requirements.

Versatile and light weight horizontal nesting and provision for wiring make Jiffy your smart and fast partner at work.

- Intuitive design
- Single motion flip-up
- Handy utility tray

Configurations & Dimensions



All dimensions in mm





A perfect conference room complement for the
X-Bench Open Office Architecture System

X-Meet is a contemporary and unobtrusive conferencing solution that matches the needs of today's tech savvy users.

It has a large table top which creates pleasing imagery and is an ideal meeting table.

- Integrated wire management
- Clean and clutter free understructure

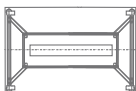
Awards and Certifications



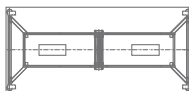
Configurations & Dimensions



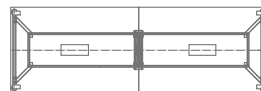
4 Seater
1100 x 1100



6 Seater
1800 x 1100



8 Seater
2400 x 1100



12 Seater . . . upto 22 seater
3900 x 1500

Tables with width of 1100
Length: 1800 upto 3600*
Height: 740

Tables with width of 1500
Length: 3900 upto 7200*
Height: 740

*in steps of 300

All dimensions in mm



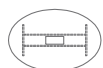
LetzThink is a classic range of modular conference system that comes in a range of sizes and shapes.

It is aesthetically shaped for user comfort and is available in two variants-cascade and oval shaped table tops. Offering a wide choice of sizes and shades, **LetzThink** fits well into conference rooms of all sizes.

- Easy to assemble hardware fittings are used to install the table
- Equipped with excellent wire management by means of 'DUO'- a two way accessible flap for easy access to power & sockets

Configurations & Dimensions

Oval shaped table tops



6 Seater



8 Seater

6 Seater
1800 X 1200 X 740

10 Seater
3200 X 1200 X 740

14 Seater
4550 X 1200 X 740

8 Seater
2400 X 1200 X 740

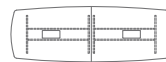
12 Seater
3750 X 1200 X 740
3800 X 1500 X 740

16 Seater
5150 X 1500 X 740

Cascade shaped table tops



8 Seater



10 Seater

6 Seater
1800 X 1100 X 740

10 Seater
3200 X 1100 X 740

14 Seater
4550 X 1100 X 740

8 Seater
2400 X 1100 X 740

12 Seater
3800 X 1500 X 740
3750 X 1100 X 740

16 Seater
5150 X 1500 X 740

All dimensions in mm



LetzThink oval shaped discussion table



LetzThink cascade shape conference table

startline®

a Tim Wallace Design

A Premium International Design



Startline is a high performance system with intelligent components that make it scalable.

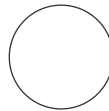
Flexible and dynamic - this system enables people to communicate and exchange ideas in collaborative environments.

- Clean and clutter free design
- Elegant designer aluminum die-cast legs
- Integrated wire management technology using patented DUO

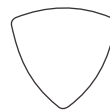
Awards and Certifications



Free Standing Tables - Round Free Standing Tables - Triangular



Dia. 900/1000/1200



△ 900



A pioneering Innovation
from Wipro Furniture

I'M is India's first leg and beam system - a pioneering innovation from Wipro Furniture.

It consists signature aluminium legs and hi-tech connectivity management, I'M integrates stunning looks with functionality.

- Personifies clarity, lightness and the era of hi-tech connectivity
- Thoughtful design with minimal usage of material
- Optimized usage of space with comfortable leg room



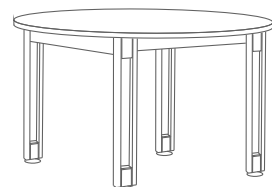
Awards and Certifications



Square tables
Width - 750 / 900 / 1050 / 1200 / 1350 / 1500



Round tables
Width - 900 / 1050 / 1200 / 1350 / 1500



kingsley®


A range of high end cabin furniture
with superlative aesthetics



Kingsley is a world class range of furniture that lends stature and supremacy to office cabins.

This discussion table is available in Membrane, Pre-laminated & Post form finish for various applications.

- Superlative aesthetics
- Brings a Rich & Eloquent feel



900 / 1050 / 1200 diameter

Awards and Certifications



Convene

Simple discussion tables with
a light and classic finish



Convene is a premium discussion table with timeless aesthetics, ideally suited for discussion areas.

The under structure is in stainless steel and table tops are available in pre-laminated and membrane finish. The heavy base and rubber lined base give the table extra stability for safe handling.

- Premium timeless aesthetics
- Concealed with wire management (optional)
- Easy to install

With wire management



900 diameter



1050 diameter



900 diameter



1050 diameter

PROCEED

Sleek and efficient workstations



Proceed is an aesthetically pleasing and futuristically designed workstation that's suitable for youthful, open and collaborative environments.

With clean, clutter-free looks and vibrantly coloured privacy screens, Proceed blends well into contemporary, happening and cheerful spaces.

- Sleek design that lends a unique and stylish look
- Integrated wire management with easy access



900 / 1200 diameter

Awards and Certifications



XMEET™

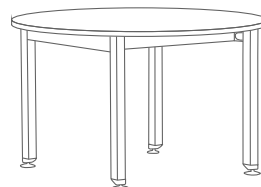
A perfect conference room complement for the X-Bench Open Office Architecture System



X-Meet is a contemporary and unobtrusive conferencing solution that matches the needs of today's tech savvy users.

It has a large table top which creates pleasing imagery and is an ideal meeting table.

- Integrated wire management
- Clean and clutter free understructure



Awards and Certifications





SEATING RANGE



Seating Ergonomics > 76

Sit Safe Sit Healthy® > 78

Seating Applications > 80

define > 81
luxury in style

Jedi > 82
warrior at work

SIRIUS > 84
intuitive reclining

adapt > 85
flexible like you

ENTITY > 86
Distinct by design

OnAir > 87

AEROSIT™ > 89
as natural as you!

Elate™ > 90
the Zing thing!

alivio® > 91
Stretch • Relax • Work

that's it™ > 92
you got the right chair!

smart > 93

energy > 94

web® > 95
breathed easy • work easy

mint > 96
work just got refreshing!

cloud9 > 97
Keep you there

Seating Ergonomics

Wipro is leading the way by redefining seating ergonomics to meet the evolving and future needs of our customers

Sitting is a very natural thing for people to do - people really don't think much about it. People just sit when they need to. However in our modern day work environment, we tend to sit in one position for a long time, placing enormous stress especially on the lower or lumbar area of the back and spine.

Traditionally seating ergonomics has focused on design of chairs based on anthropometric data and a perception of "standardised" and "correct" seating position.

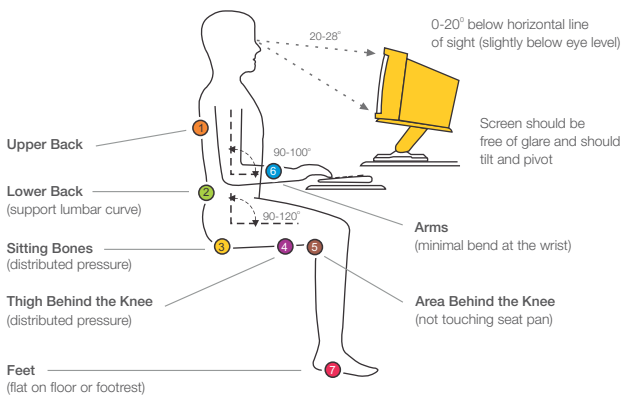
Selecting the right chair

Selecting the right chair is no longer as simple as just comparing features. In fact, with so many varying environments and diverse anthropometrics due to multi-cultural work forces everywhere, there is no longer any such thing as the "right" chair.

In the emerging context, selection of the "right" chair should take care of the following aspects:

- Provide Support to the body fulfilling needs of the broadest range of users
- Support a variety of activity that people engage in at work
- Provide dynamic support, shaping and flexing as the body moves
- Ease and intuitiveness of use
- Provide safe and healthy seating

The right way to sit



As seating ergonomics evolves into the future its focus has shifted from mere biomechanics to:

- understanding nature of modern workspaces
- human behaviour at work;
- shift in perception of "comfort and discomfort"
- supporting a variety of postures and positions

Seating research and ergonomic thumb rules are undergoing paradigm shifts as we adapt to new working methods and environments.

Seating vs Sitting

At first glance, seating and sitting appear to be one and the same thing. However they are not.

Sitting is a natural activity of the body which one does think much about. Seating is a device that supports our body when we sit.

Seating systems utilise a variety of adjustments that not only allow the chair to adjust to our body size, shape, and structure, but also adapts to the dynamic changes in posture during sitting, especially for long hours.

Avoiding health risks and injury at the workplace

Many people experience discomfort and unknowingly cause injury to themselves. If you experience pain or discomfort at work, you must pay immediate attention to and resolve it to avoid long term effects. The following info-graphic helps to identify possible causes and remedial action with respect to seating posture.

Neck Pain

Possible Cause	Recommendation
Monitor too high, too low or too far	<ul style="list-style-type: none"> Adjust distance of the monitor from user Tilt monitor slightly down
Chair too low	<ul style="list-style-type: none"> Adjust chair height
Improper monitor and / or document positioning	<ul style="list-style-type: none"> Adjust monitor Adjust document position
Poor sitting posture and / or lack of position change	<ul style="list-style-type: none"> Change your postures Sit with full back support Change task within job to minimize repetition Take frequent breaks
Keyboard too high	<ul style="list-style-type: none"> Adjust keyboard height

Hand / wrist / elbow pain

Possible Cause	Recommendation
Keyboard too high / too low	<ul style="list-style-type: none"> Adjust key board tray height
Keyboard tilt	<ul style="list-style-type: none"> Adjust tilt of key board tray
Deviation of wrist during typing	<ul style="list-style-type: none"> Review typing skills Use split key board tray
No wrist support for keyboard and / or mouse	<ul style="list-style-type: none"> Use wrist pad
Lack of task variety	<ul style="list-style-type: none"> Take frequent breaks Change task within job to minimize repetition
Hand tenseness (writing / keyboard usage / mouse usage)	<ul style="list-style-type: none"> Relaxation exercises Review key board functioning
Resting body part on sharp edge	<ul style="list-style-type: none"> To be avoided by change of part or any other corrective action

Shoulder Pain

Possible Cause	Recommendation
Armrests too high or too low	<ul style="list-style-type: none"> Adjust armrest
Desk and / or key board too high	<ul style="list-style-type: none"> Adjust the keyboard tray Increase the chair height
Poor posture for prolonged period	<ul style="list-style-type: none"> Adjust monitor Adjust document position
Extended reaching for frequently used equipment	<ul style="list-style-type: none"> Re-visit your desk organisation

Upper back pain

Possible Cause	Recommendation
Prolonged sitting	<ul style="list-style-type: none"> Take frequent breaks Change task within job to minimize repetition
Desk too high / too low	<ul style="list-style-type: none"> Adjust desk height
Chair height	<ul style="list-style-type: none"> Adjust chair height
Monitor / document too far	<ul style="list-style-type: none"> Adjust monitor distance from user Adjust document position

Low back pain

Possible Cause	Recommendation
Prolonged sitting	<ul style="list-style-type: none"> Take frequent breaks Change task within job to minimize repetition
Poor sitting position	<ul style="list-style-type: none"> Refer sitting guideline
Chair too high / too low	<ul style="list-style-type: none"> Adjust chair height
Poor chair condition/fit	<ul style="list-style-type: none"> Seek help from facilities / admin team

Thigh / leg pain

Possible Cause	Recommendation
Poor posture	<ul style="list-style-type: none"> Refer sitting guide
Unsupported legs	<ul style="list-style-type: none"> Seek footrest
Poor seat depth fit	<ul style="list-style-type: none"> Ask for seat slide Review chair design
Lack of seat padding	<ul style="list-style-type: none"> Review chair seat design

Sit Safe Sit Healthy®

A Wipro Seating Initiative to safeguard health and improve performance at work



This initiative aims to create awareness about use of ergonomic principles amongst users and helps them maximise the value associated with the ergonomically designed seating products and correct sitting postures.

All Wipro chairs are manufactured as per global norms and standards and are certified for ANSI/BIFMA X5.1 performance tests. Wipro chairs also undergo rigorous testing at our manufacturing facility at Chennai and great care is taken in selection of raw materials especially for parts that come in contact with the human body.

It is Wipro's firm commitment to create a safe and healthy atmosphere at your work place.



Certified for
ANSI/BIFMA X5.1
Performance Tests



Mechanism
3,00,000 cycles



Gas-lift
1,00,000 cycles



**Designer
Aluminum Base**
1,450 Kg



Nylon Base
1,250 Kg



Castors
1,00,000 cycles



Armrest
80 Kg
Angular Load

Tips to keep you relaxed and stress free at work



Take short breaks
every half an hour



Move your neck,
back and shoulders
every ten minutes



Keep shifting
your posture



Avoid long periods
in the same
sitting posture



Drink adequate
amount of water
through the day



Ensure proper
ventilation /
circulation of air



Keep your head and
shoulders relaxed
and let the arms be
placed naturally



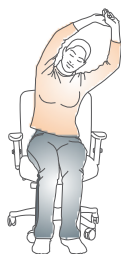
Minimise noise levels
to reduce stress



Wear clothing
appropriate
for the weather

Exercises to keep your body fit and healthy at work

Remember that it's important to avoid being in the same posture for long hours as this strains and cramps the muscles and joints. One must get up and move around at regular intervals to avoid stress buildup. Following exercises* are a few suggestions that are easy to adopt and are to be done on a daily basis through the day at work to keep yourself fit at work.



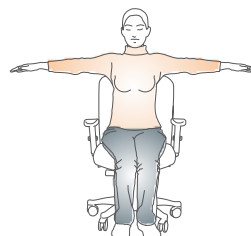
Vertical Arm Stretch

Lift your arms over your head and slowly bend towards the right then left.



Side Stretch

Keeping your head in line with your spine, slowly exhale as you bend towards the right then left.



Horizontal Arm Stretch

Stretch your arms forward and open outwards from the shoulder. Fold back inwards bending from the elbows.



Knee Bend

Keeping abdominal muscles tight, draw knee slowly towards you. Release and repeat on the other side.



Leg Swing

Raise your leg, keeping it slightly bent and slowly swing it backward and forward. Repeat on the other leg.



Head Turn

Sitting upright turn your head very slowly to the right and hold for a few seconds. Repeat on the other side.

* In case you feel any pain or discomfort when doing these exercises you must discontinue them and consult your doctor.

Seating Applications

At Wipro Furniture our focus is not only to offer healthy seating solutions but also to cover the entire market spectrum





define

luxury in style

Designed for thermal
comfort all year round

Define is made from selected leather and fabric that perfectly suits body temperature. Its premium finish makes **Define** a perfect chair for use by Top management and in Board rooms.

- Contoured design
- Water fall seat edge
- Synchronised mechanism with intuitive controls

Features

Back

Medium back
High back

Mechanism

Synchro 1 position
Synchro 4 position

Armrest

2D armrest

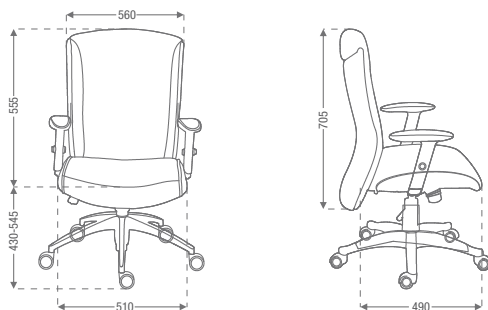
Base

Nylon base
Aluminium base

Finish

Leather, Leatherette
& Fabric

Configurations & Dimensions



All dimensions in mm





A dynamic seating experience

Jedi-5 is an altogether new experience in the world of seating comfort. It is easy and gentle which is designed to accommodate every movement of your back, arms and head.

- 5 STOP reclining positions
- Ergonomically placed seat slider & height adjustment controls
- Also available in pure leather (for seat & back)

Features

Back

Medium Back

Mechanism

Synchro multi position

Armrest

3D Armrest

Base

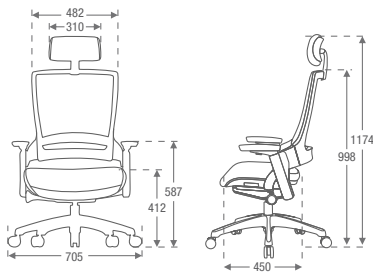
Nylon Base

Aluminium Base

Lumbar

Auto Sync

Configurations & Dimensions



All dimensions in mm







Sitting has never been more refreshing

Sirius is a beautifully designed chair which comes with a nicely contoured back profile making it truly refreshing.

- Comes with easy reclining mechanism which adjusts automatically to your weight without the need to set any controls
- Friction free back support with adjustable lumbar

Features

Back

Medium back
High back

Mechanism

AWSM &
Synchro 1 position

Armrest

1D Armrest
3D Armrest

Base

Nylon Base

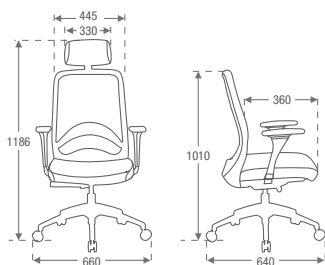
Lumbar

Auto Sync

Finish

Premium
imported fabric

Configurations & Dimensions



Awards and Certifications



EN1335-2:2009

All dimensions in mm





adapt
flexible like you

Speaks the language of comfort

Adapt is a premium Chair with innovative technology and contemporary good looks. An automatic tension adjustment control adapts according to the user's weight ensuring the body is perfectly balanced and supported.

- Automatic weight sensing mechanism. Also available in Synchro 1 Mechanism
- Comes with Medium back and visitor options
- Two position locking for maximum comfort

Features

Back

Medium Back

Armrest

Fixed Armrest
2D Armrest

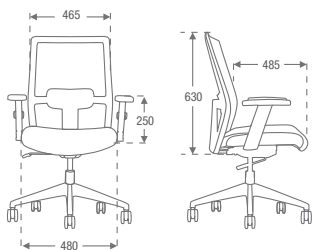
Base

Nylon Base
Aluminium Base

Lumbar

Auto Sync

Configurations & Dimensions



Awards and Certifications



All dimensions in mm



Entity is a mesh back chair that reflects value and gives more than you expect. **Entity** comes with Multi lock mechanism that allows you to recline at different positions.

Entity is available as a family of chairs offering Medium back, High back and visitor options, making it a must have in new office spaces.

- Choice of Multi Lock Mechanism and Synchro 1 Mechanism
- Adjustable lumbar for extra back support
- Available with headrest option

Features

Armrest

Fixed Armrest
Adjustable Armrest

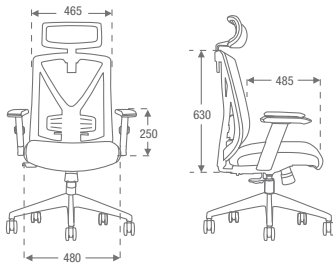
Base

Nylon Base
Aluminium Base

Lumbar

Auto Sync

Configurations & Dimensions



Awards and Certifications



All dimensions in mm



OnAir™

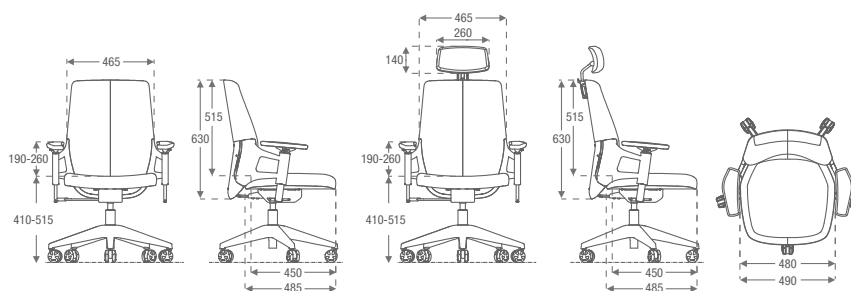
Italian design. Global appeal. India made.

On Air is a range of premium chairs with superlative aesthetics and comfort that lifts your spirits and makes you feel truly OnAir.

Crisp. Sleek. Sharp - These are the looks that lend an iconic look to your workplace. OnAir brings the look & feel of Italian design alive in your workspace.

- Automatic Weight Sensing Mechanism
- Responsive Bodyflex Design
- Environment Friendly

Configurations & Dimensions



All dimensions in mm



Designed by



Claudio Bellini



Awards and Certifications





AEROSIT™
as natural as you!

A contemporary chair
for Indian offices

Aerosit family of chairs bring completely new dynamics to contemporary office seating. The patented AeroFlo™ dual layer seat distributes weight evenly and reduces heat build-up in the body.

- Family of High Back, Mid Back and Visitor Chairs
- International Styling with patented seat design
- Perforated polypropylene seat which enables ventilation & reduces heat build up

Features

Back

High or Medium back

Seat

With or without upholstery

Base

Nylon or aluminium base
MS powdercoat
understructure for visitor

Mechanism

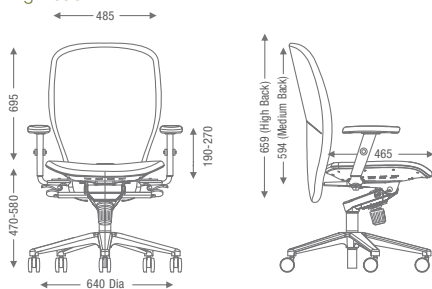
Synchro 1 position
Synchro 4 position

Armrest

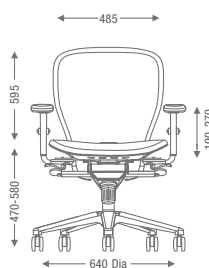
1D armrest
2D armrest
No armrest

Configurations & Dimensions

High back



Medium back



All dimensions in mm



AeroFlow™
a unique seat
design



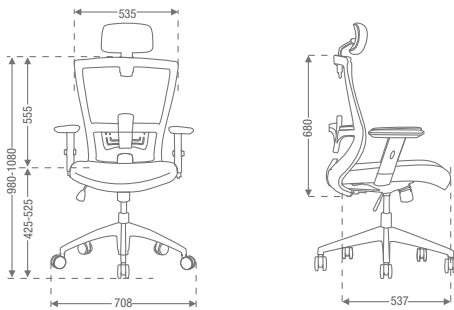


Elegance and
performance with Zing!

Elate is a task intensive chair that offers style and comfort. With multiple variants, the **Elate** family covers all needs from visitor to executive seating.

- The 'S' design of the frame offers natural lumbar support and proper posture
- Special Nylester* back which is body-friendly and extra soft, especially for the back
- Breathe Easy Soft Touch Fabric (B.E.S.T) lets your body sink into comfort

Configurations & Dimensions



Features

Back

Medium back
High back
Fixed (visitor)

Mechanism

Synchro 1 position
Synchro 4 position

Armrest

Designer fixed armrest
1D armrest
2D armrest

Base

Nylon base
Aluminium base

Lumbar

With or without
lumbar support

Awards and Certifications



All dimensions in mm



*combination of polyester mesh and nylon frame



alivio[®]
Stretch • Relax • Work

Style that comes alive

Alivio, a chair that radiates comfort combined with flamboyant looks, is ideally suited for use in executive cabins for top managers, corporate board rooms as well as task seating.

- S-contoured chair back for good lumbar support
- Retractable armrests that slide back, enabling good elbow support while working
- Synchro tilt mechanism for co-ordinated movement of the seat and back

Features

Back

Medium back
High back
Fixed Visitor

Mechanism

Synchro 1 position
Synchro 4 position

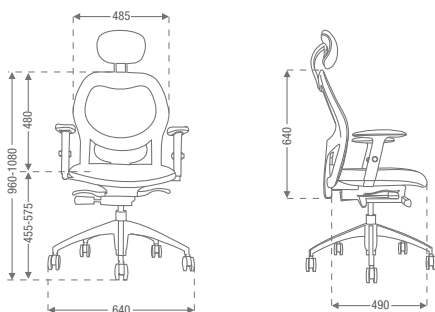
Armrest

No armrest/1D/2D/
T armrest

Base

Nylon base
Designer aluminium base
MS powder coated
understructure * for visitor
chair.

Configurations & Dimensions



Awards and Certifications



VOC Certification
Passes BIFMA X-7.1
Standards

All dimensions in mm



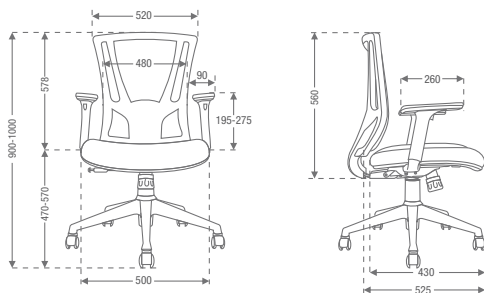
that's it™
you got the right chair!

the last word in comfort

That's it is a chair that offers you generous space, good support for your back and keeps your body stress free.

- Stylish yet strong nylon moulded mesh back frame for durability
- Option of single locking and multi locking mechanism for enhanced comfort
- Option of stress relieving 3D-swivel armrest for task chairs

Configurations & Dimensions



Features

Back

Medium Back

Mechanism

Synchro 1 position
Synchro multi position

Armrest

Fixed Armrest
3D Armrest

Base

Nylon Base
Aluminium Base

Lumbar

Auto Sync

All dimensions in mm



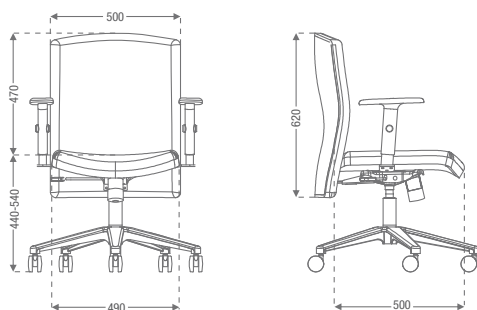
smart

A unique chair that offers the best of all worlds in a single design

Smart is ergonomically designed with Indian Anthropometric dimensions in mind. It's lightweight frame gives it a unique multi-functionality in offices, cabins and meeting rooms.

- Ergonomically contoured backrest for better support in the lower back region
- High Resilience foam (H.R. Foam) waterfall edge seat which retains original shape and ensures proper blood circulation
- Versatile for use across the office

Configurations & Dimensions



Features

Back

Medium back
High back
Visitor chair on glides
visitor chair cantilever / visitor chair 4 legged.

Mechanism

Synchro 1 position
Synchro 4 position

Armrest

Fixed ring armrest / T armrest
1D armrest
2D armrest

Base

Nylon base
Designer aluminium base
Powder coated understructure

Awards and Certifications



All dimensions in mm



energy

A perfect chair for
long working durations

Energy has an ergonomic backrest that provides consistent back support during postural changes. It maintains the natural curvature of the spine making it well suited for long working hours.

- Perfectly designed for multi postures and long working durations
- Provides right support to lower back and maintains the natural curvature of the spine
- Waterfall edge seat relieves pressure behind the knees and ensures proper blood circulation

Features

Back

Medium back

Mechanism

Synchro 1 position

Armrest

Fixed ring armrest

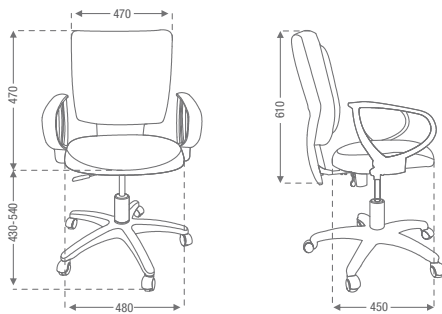
Fixed T armrest

Base

Nylon base

Designer aluminium base

Configurations & Dimensions



All dimensions in mm



web[®]
breathe easy . work easy

The ideal choice for
safe and healthy seating

Web features an international mesh back with balanced bi-directional tensile strength which gives safety. The waterfall edge seat gives good knee support especially during long working hours.

- Ergonomically contoured mesh backrest with 3D wrap design
- Adjustable lumbar support
- High resilience seat foam with waterfall edge

Features

Back

Medium back
High back

Mechanism

Synchro 1 position
Synchro 4 position

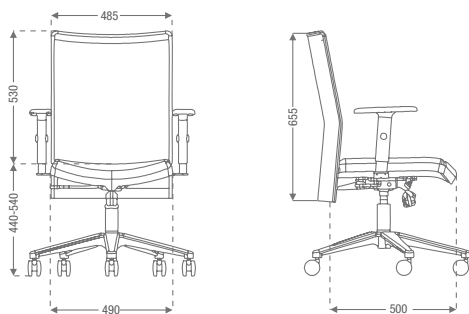
Armrest

Fixed ring armrest
1D armrest
2D armrest
T fixed armrest

Base

Nylon base
Designer aluminium base

Configurations & Dimensions



All dimensions in mm



mint
work just got refreshing!

A light-weight mesh chair
that helps your body breathe

Mint is an ergonomic mesh back chair that provides dynamic support when reclining. Its light weight structure allows easy and frequent postural changes keeping users refreshed at work.

- Mesh backrest allows back to perspire and breathe
- Equal bi-directional strength of the mesh supports the natural shape of spine
- Regulates reclining and encourages frequent posture changes for day-long comfort

Features

Back

Medium back
visitor 4 legged

Mechanism

Synchro 1 position

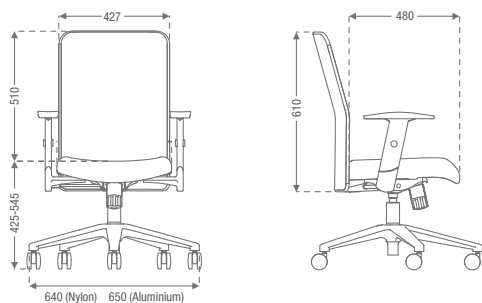
Armrest

Fixed ring armrest
1D armrest
Fixed T armrest

Base

Nylon base
Designer aluminium base
MS powder coated
understructure (visitor)

Configurations & Dimensions



All dimensions in mm



Cloud 9 - Luxury, style and comfort are words that are synonymous with this range of sofas. Clean lines and single colour upholstery makes **Cloud9** the ideal choice for use in offices.

- Range of wooden frame
- Comfortable cushions and high quality finish
- Models available: Delphi, Alysia, and Cuby

Features

Configurations

- 1 seater
- 2 seater
- 3 Seater

Material

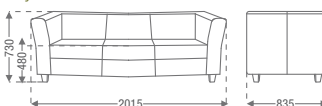
Leatherette

Configurations & Dimensions

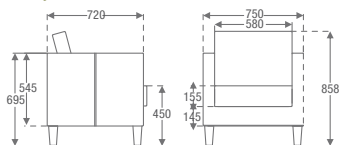
Delphi - 3 Seater



Alysia - 3 Seater



Cuby - 1 Seater



All dimensions in mm



Alysia



Delphi



Delphi



Cuby



TRAINING /MULTIPURPOSE SEATING

transit™
wherever you are

> 100

pause™
find your moment

> 102

annexe™
a versatile chair

> 104

wudmate™
the warmth of wood

> 105



A chair that is unique, flexible
and adaptable as per your needs

Transit symbolizes the joy of a product that's simple and easy to use with amazing utility and convenience.

Light weight and easy to maintain, Transit is an effective way to create public spaces like food courts, cafeterias, waiting lounges, classroom, conference halls etc.

- Stackable and portable
- High performance polypropylene moulded seat and back
- Antiskid nylon pads

Features

Armrest

With or without armrest

Back

Matte Black or
sparkling White

Base

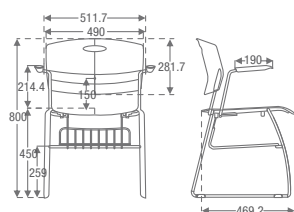
Sparkling silver powder coating

Accessories

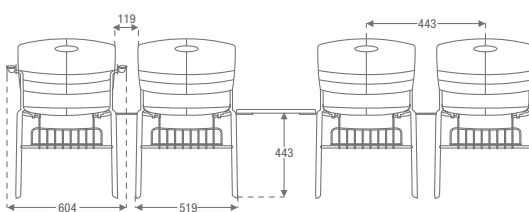
Utility top
Connector
Utility basket

Configurations & Dimensions

Stand alone chair



Tandem seating



All dimensions in mm






Transit in a public space application



Transit in a training room application



Transit chairs with a stacking trolley

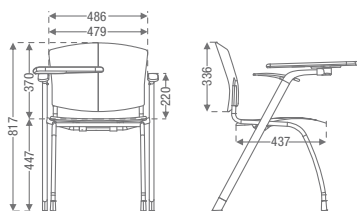
Pause is characterized by its sleek, contemporary looks combined with versatility and nestability.

With standalone and beam configurations, this multifunctional chair is a perfect choice for seating in waiting lounges, training rooms and offices.

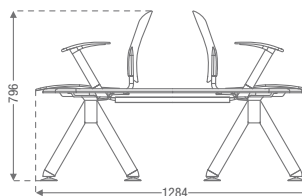
- Flexible seat made of high performance plastic
- Moulded contour back for seating comfort
- Sleek profiled arms integrated with slender and strong frame

Configurations & Dimensions

Stand alone chair



Back-to-back beam seating



Features

Armrest

Fixed armrest

Base

Sparkling silver
powder coated

Back colour

Blue or Grey

Seat

With or without cushion

Desklet

With or without desklet

Legs

With front & back castors

With front castors

With glides

All dimensions in mm





'O' seating arrangement on beam with extensions and utility tops



Back-to-back beam seating arrangement with utility tops

annexe™

A compact and versatile chair

Annexe has earned the reputation of being India's most comfortable training cum visitor chair. Annexe effectively addresses the dual purpose required in a visitor and training chair.

- Easy stackability of both visitor as well as training chair
- Specially designed curvy understructure profile for enhanced strength and stability
- A well designed chair for long seating hours - a boon during training sessions

Features

Back

Visitor
Training

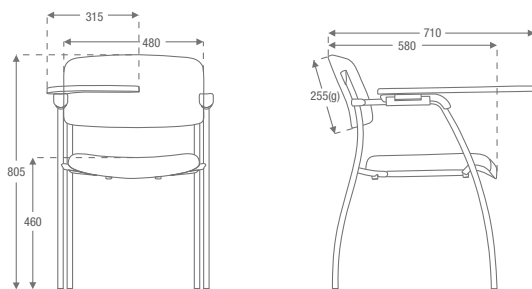
Armrest

Fixed armrest
Black membrane tablet RHS
Black membrane tablet LHS
Black full MDF tablet

Base

Powder coated
(Light metallic grey)

Configurations & Dimensions



All dimensions in mm



For fabric shades, refer Fabric shade card - Standard range, page 52



wudmate™
the warmth of wood

An all-biodegradable chair
with a refreshingly different look

Wudmate is made with all natural and bio-degradable materials giving it a unique identity. It brings a refreshingly different look, which emphasises the elegance and timelessness of wood.

- Stackable space saving design
- Green and eco-friendly product
- Easy to install - uses just 12 screws

Features

Back

Medium back

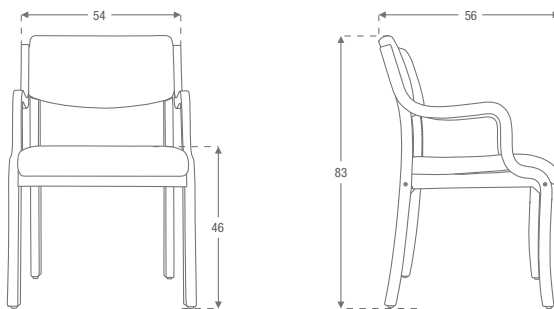
Mechanism

NA

Armrest

With / Without armrest

Configurations & Dimensions



All dimensions in mm





AUDITORIUM SEATING



> 108

Symphony

Push back | Arms tip-up

> 109

Ballet

Push back | Arms tip-up

> 110

Concert

Push back | Arms tip-up

> 111



A fine range of luxury
chairs for auditorium seating

Box Office offers ultimate luxury and comfort in auditorium seating. Built with top notch materials, automotive grade foam cushions and premium fabrics, **Box Office** delivers a truly superlative experience.

- Fluimatic slider mechanism for superlative comfort
- Polypropylene back and seat pan for easy maintenance
- Available in choice of 3 models - Symphony, Ballet and Concert



A Wipro Seating Initiative

High Performance Fabrics**

- High abrasion resistance
- Heavy duty with 4mm foam backing
- Flammability

BS EN 1021- 1 : 1994 (Cigarette)
BS EN 1021- 1 : 1994 (Low Hazard)

Armrests (Options)

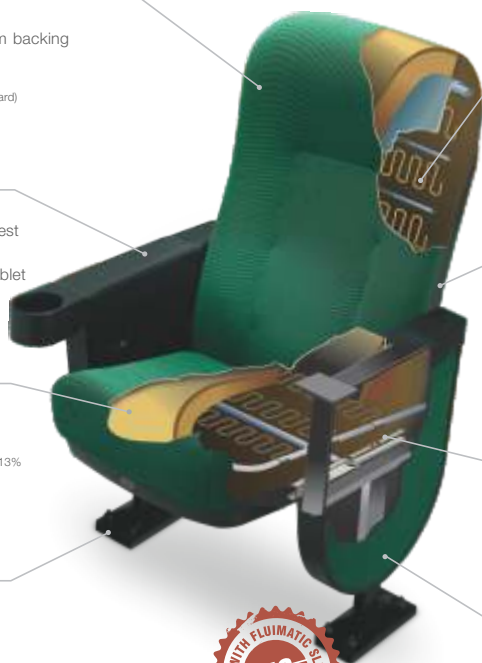
- PU Waterfall Edge Armrest
- Polished Solid Wood Armrest
- Cup Holder
- Prelam Foldable Writing Tablet
- PU Flat Armrest

Seat Cushion

- High resilience automotive polyurethane grade foam
- Density : 50± 5Kg / m³
Constant compression set : Max. 13%

Base Frame

- Sturdy steel frame
- Flange plate for grouting



Frame

Skeleton made of sheet metal and Hardened metal wires

Back & Seat

- Polypropylene back & seat pan
- Fabric back (Ballet classic only)

Mechanism

Fluimatic™ slider mechanism (for push-back chairs only)

Wings

Aesthetically profiled wings



***Fluimatic™ Slider Mechanism:** A unique mechanism with triple action of push back + forward slide of the seat + auto tip-up of seat



Symphony
Push back | Auto tip-up



Symphony keeps you in superlative comfort as you relax in its generously sized seats. Symphony offers a variety of options that enhance user comfort and is the perfect seating to add that extra special touch to your auditorium.

- Flumatic™ slider mechanism for superlative comfort
- Polypropylene back and seat pan for easy maintenance
- “U” wing pocket that houses accessories discreetly

Features

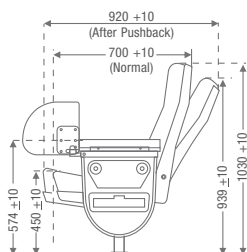
Back

Push back
Fixed

Armrest

PU Waterfall edge
Flat
Cup holder
Writing tablet

Dimensions



C to C dimension 560

All dimensions in mm



Symphony in motion



Push Back +
Forward sliding seat



Push Back



Auto tip-up

Multiplexes | Private Theatres | Auditoriums | Conference Halls | Training rooms



Ballet

Push back | Auto tip-up

Ballet - a combination of comfort and sleek looks with a compact footprint - is an experience in delightful luxury. Sink your body into sheer nothingness and soak yourself in the captivating atmosphere that only **Ballet** can offer.

- Compact seating with waterfall edge design
- Aesthetic look with fully fabric covered 'Y' wings
- Polypropylene back and seat pan for easy maintenance

Features

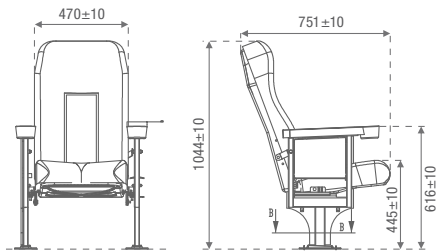
Back

Push back
Fixed

Armrest

PU Waterfall edge
Cup holder

Dimensions




C to C dimension 480

All dimensions in mm



Also Available

Ballet - Classic



- Fabric back
- Fixed seat and back

Multiplexes | Private Theatres | Auditoriums | Conference Halls



Concert

Fixed back | Auto tip-up



Concert is an optimally designed chair specially for use in institutions and small auditoriums.

- Specially designed large seats for relaxed seating
- Sleek and profiled 'V' wings on aisle sides
- Polypropylene back and seat pan for easy maintenance

Features

Back

Fixed

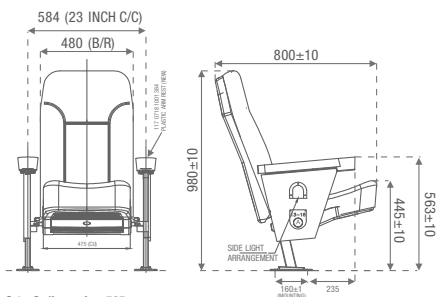
Armrest

PU Waterfall edge

Wood

Cup holder

Dimensions



C to C dimension 585

All dimensions in mm



Auditoriums | Conference Halls



Added conveniences

Row numbering



Foot light

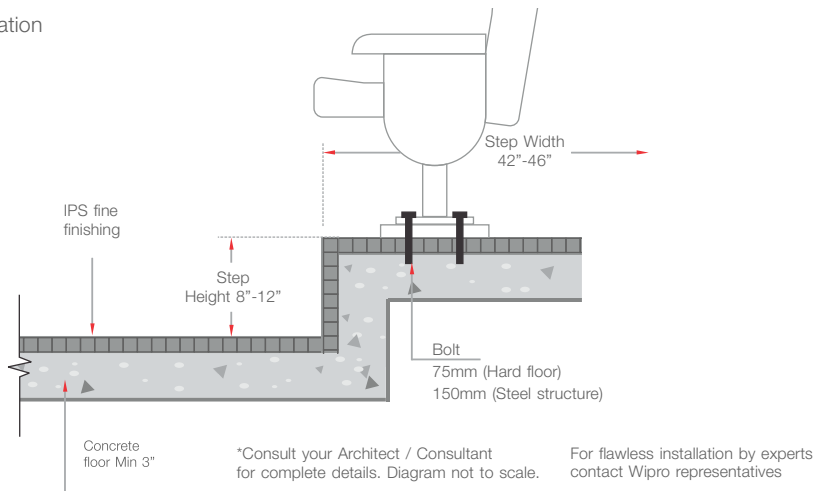


Seat numbering

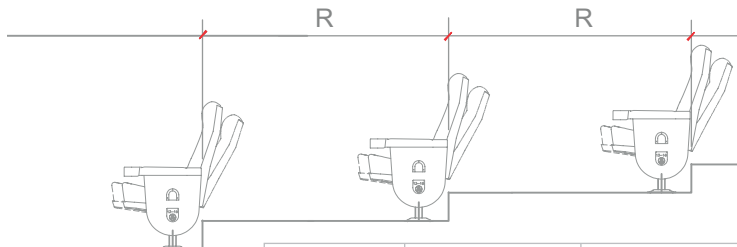


Recommended Installation Pre-Requisites*

Floor preparation



Row spacing



Model	Min Row Spacing	Recommended Row Spacing
Symphony	R = 1050	R = 1100
Ballet	R = 1050	R = 1100
Concert	R = 900	R = 950

BREAK OUT ZONE



GET²GETHER[®] > 114
breakout zone tables and chairs

mocha[™] > 115

spice > 116
add spice to your breakout zone

mun^{ch}[™] > 117

Waffle > 118

Toffee[™] > 119

PEPPER[™] > 120
meet, chat, whatever

GET2GETHER is a vibrant range of trendy breakout zone tables and chairs which are packed with exciting design features.

- Seamless membrane, post form and pre lam finish available
- Under structure in stainless steel finish
- Smooth round edge for better ergonomics

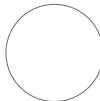
Configurations & Dimensions



Rectangular
1800 / 1200 X 900



Square
900 x 900



Circular
900 dia

All dimensions in mm



Café range with membrane finish table tops

mocha™

Adds a rich and warm
ambience to your space

Mocha, available in a range of coffee colours adds a sophisticated ambience to a variety of informal and break out zones.

- Lightweight and stackable
- Professional yet trendy look
- Slots for easy handling

Features

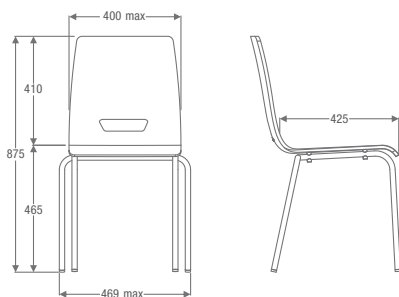
Understructure

Sparkling silver powder
coated

Colours

Wenge
Teak
Beech

Configurations & Dimensions



All dimensions in mm



spice

Add spice to your breakout zone

Spice is an aesthetically pleasing multi-purpose chair with a chrome understructure which makes it easy to maintain.

- Snap fit back for strength and durability
- Understructure in chrome only

Features

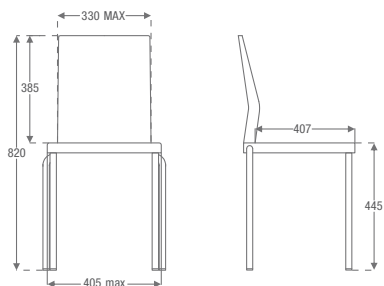
Understructure

Sparkling silver powder coated

Colours

Green
Black
Red

Configurations & Dimensions



All dimensions in mm



munch™

A zesty multi-purpose chair

Munch carries a cool designer look which is highlighted by its 'munched' back that is a good looking convenience to hang your bag.

- Quick installation
- Designed to hold straps and hang bags
- Well designed bushes to help correct stackability and damping to shocks

Features

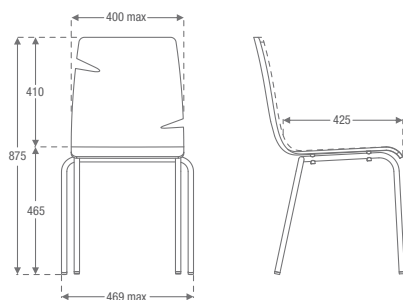
Understructure

Sparkling silver powder coated

Colours

Cherry - Red
Blueberry - Blue
Lemon - Yellow
Citrus - Pale Green

Configurations & Dimensions



Awards and Certifications



I Design Award
2012

All dimensions in mm



Waffle

Light chairs with a cool backrest mesh

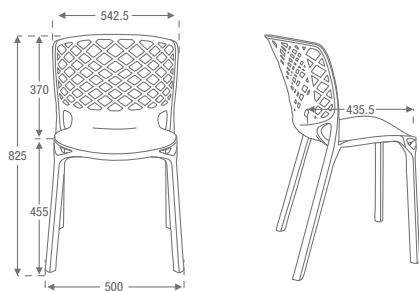
Waffle is a range of lightweight colourful chairs that are easy to stack, move around and sit on.

- Single mould construction
- Tough, high performance plastic

Colours

Red
Orange
Green
Yellow
White
Black

Configurations & Dimensions



All dimensions in mm



Toffee™

Makes you feel happy,
cheerful and full of fun

Toffee is a sturdy and generously sized multi-purpose chair with a unique lattice back and colours that add a light and happy look.

Features

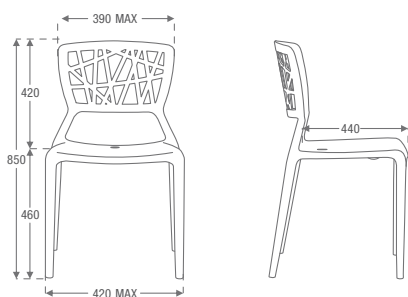
Colours

Green

Blue

- Single Mould construction
- Tough, high performance plastic

Configurations & Dimensions



All dimensions in mm





Meet. chat. whatever

Pepper can liven up any space with its vibrant colours. It is ideal for restaurants, office cafeterias, homes and other informal seating spaces.

- Lightweight & Stackable
- Available in 4 colours
- Cleft for easy handling

Features

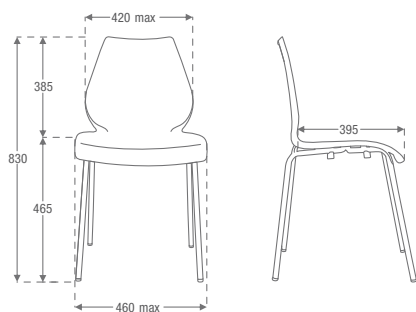
Understructure

Sparkling silver powder coated

Colours

Red
Blue
Black
White

Configurations & Dimensions



All dimensions in mm



STORAGES, PEDESTALS & LOCKERS



WUDSAFE™ > 122
strong • safe • secure

ENDURA+™ > 123
strong • safe • secure

ENDURA+™ > 125
strong • safe • secure
COMPACTOR

UNIbox > 126

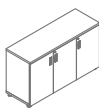
Wudsafe is designed for effective space utilisation and has features like adjustable shelves, premium locks and wavekey technology. Designed for user safety, these wood finish storages have no sharp edges.

- Rounded edges and premium locks for safety and security
- 2 & 3 door options
- Various sizes available for all storage needs

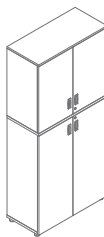
Configurations & Dimensions



Two door unit
Height: 700 / 740 / 1200
Width: 750 / 900
Depth: 425



Three door unit
Height: 700
Width: 1050 / 1200
Depth: 425



Two door unit
Height: 986
Width: 750 / 900
Depth: 425

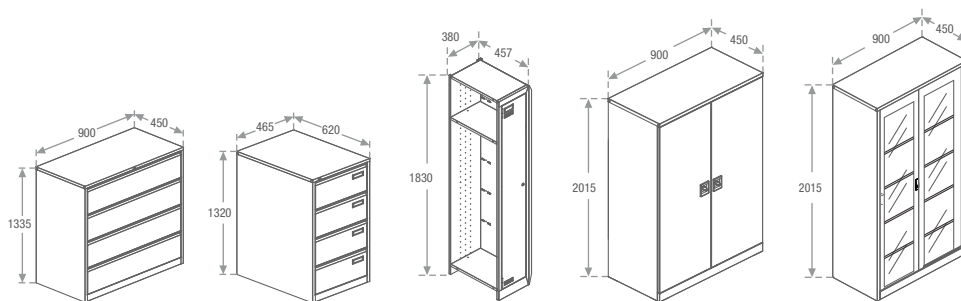
— All dimensions in mm



Endura+ is a premium range of Steel Storage Solutions that reflects strong build quality and durability. With **Endura+** you can be rest assured that your valuables are safe and secure.

- Modular construction for easy installation
- Provision of pad lock or in-built locking system
- Storages with swing / sliding / tambour doors

Configurations & Dimensions



All dimensions in mm





Lateral Filing Cabinets



Vertical Filing Cabinets



6 Compartment Locker



2-in-1 Cupboards



Book Case



Sliding Door Cupboards



Tambour Door Cupboards



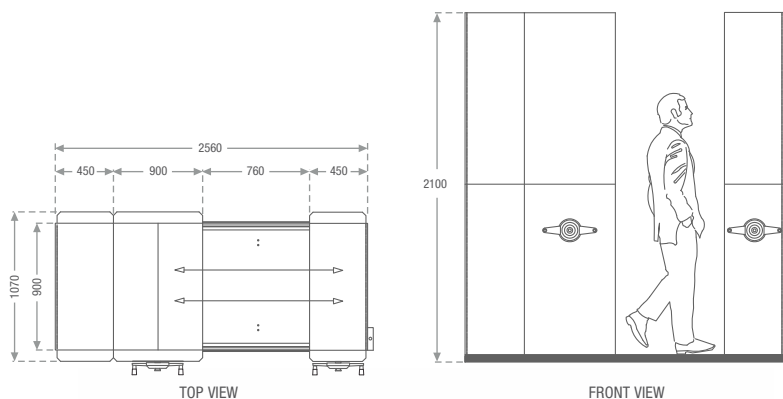
Mobile Caddy

Expand your space

Endura+ Compactors allow you to maximise utilisation of your precious space. These compactors are built for durability using best quality materials and finishes. The salient features are:

- Self-supporting design which eliminates grouting and prevents floor damage
- Noiseless pulley-belt drive mechanism
- Aluminium rail for smooth operation and ease of handling

Configurations & Dimensions



All dimensions in mm



UNIbox

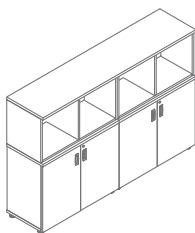
Modular Storages

UNIbox the first do-it-yourself storage system that lets you bring your creative side to the forefront.

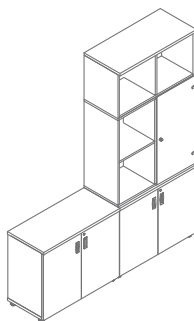
- Suitable for integration with Chancellor and Kingsley range.
- Option of Glass door for creating a defined display area and book case unit.
- Made of prelam particle board



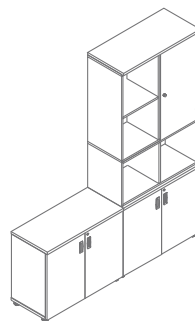
Configuration ideas infinite possibilities



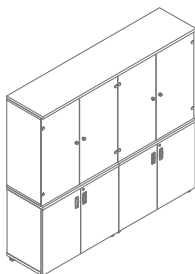
2nos. - Display Box-Double Unit
1nos. - Top Ledge L-1800



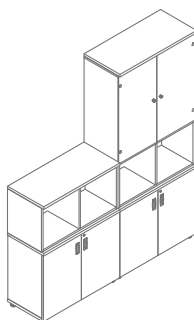
2nos. - Display Box-Double Unit
1no. - Display Box-Double Unit with Glass Door
1no. - Top Ledge L-900



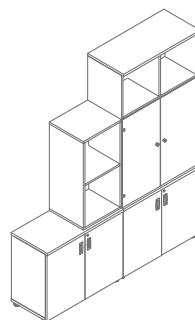
2nos. - Display Box-Double Unit
1no. - Display Box-Double Unit with Glass Door
1no. - Top Ledge L-900



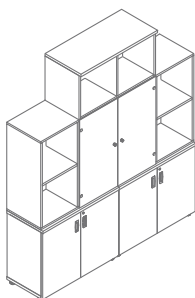
42nos. - Display Box-Double Unit
with Glass Door
1nos. - Top Ledge L-1800



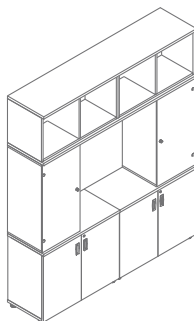
2nos. - Display Box-Double Unit
2nos. - Display Box-Double Unit with Glass Door
2nos. - Top Ledge L-900



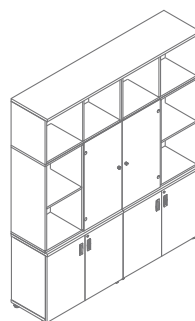
2nos. - Display Box-Double Unit
2no. - Display Box-Double Unit with Glass Door
1no. - Top Ledge L-900




4nos. - Display Box-Double Unit
2nos. - Display Box-Double Unit with Glass Door
1no. - Top Ledge L-900



2nos. - Display Box-Double Unit
2nos. - Display Box-Double Unit with Glass Door
2nos. - Top Ledge L-1800



4nos. - Display Box-Double Unit
2nos. - Display Box-Double Unit with Glass Door
1no. - Top Ledge L-1800



EDUCATION FURNITURE RANGE



knowledge^{tree} > 130

searchTM > 131

Youngstar > 132

xplorer > 133

Performer > 134

TEAMUP > 135

Admire > 136

HANGOUTTM > 137



An answer to all your educational furniture needs

There are multiple ways and improved methods for today's generation that makes education, teaching and learning a powerful experience. To attain these, there is an increasing demand for world class facilities and infrastructure, right from the administration block to auditorium to breakout areas.

Understanding these needs and demand parameters we present 'Knowledge Tree', a holistic range of educational furniture and seating design solutions suited for various stages and applications, where every category is multi faceted, flexible and aesthetically superior.



Library Furniture



Classroom Furniture



Training Room Seating



Lecture Hall Seating



Hostel Furniture



Education Seating



Administration Furniture



Computer Lab Furniture



Auditorium Seating



Breakout Zone Seating



Visitor / Lounge Seating



Cabin Furniture



Conference Room Furniture



Personal Lockers, Filing Cabinets, Storages & Pedestals

Sturdy, aesthetic and adjustable, **Search** is a compact yet capacious library rack unit. **Search** stands apart with its non-conformist looks, design and modular construction suited for modern libraries.

- Design of the bottom three shelves enables quick locating of books
- Available in single sided and double sided configuration with main and add on modules
- Immaculate detailing, well finished end caps and outer frame add to the aesthetics

Dimensions

Module Unit	Width	Height	Depth of Linear Unit	Depth of Back to Back Unit
One Module	1000	1860	375	700
Two Module	1920	1860	375	700
Three Module	2840	1860	375	700

Awards and Certifications



₪Vikaran Award for
Innovations in Education

All dimensions in mm





Comfortable seating
for all age groups

Independent desk and chair made of laminated ply with melamine coated edges - provides comfortable seating for all age groups.

- Available in various sizes suited for all the age group
- Ergonomic edge design for a safe and comfortable arrangement
- Comes with a provision for keeping books and bag hanging

Dimensions

Senior
K8 and
above

Desk

1S/2S - 600/1050W x 400D x 750H

Chair - 440W x 440D x 800H | Seat - 460H

Junior
K4 - K7

Desk

1S/2S - 500/900W x 400D x 610H

Chair - 420W x 370D x 630H | Seat - 340H

Tiny Tots
K1 - K3

Table

1S/2S - 500/900W x 300D x 520H

Chair - 400W x 330D x 550H | Seat - 300H

1S Single Seater | 2S Double Seater

All dimensions in mm





International styling desk cum
bench solution for classrooms

Xplorer is an integrated table and seating solution for use in schools. Its utility and looks make Xplorer a perfect match for classrooms of international standard.

- Sleek, Aesthetic classroom solution with provision of bag hook & book tray
- Ergonomic and user-safe design
- Easy to clean, maintain and handle

Features

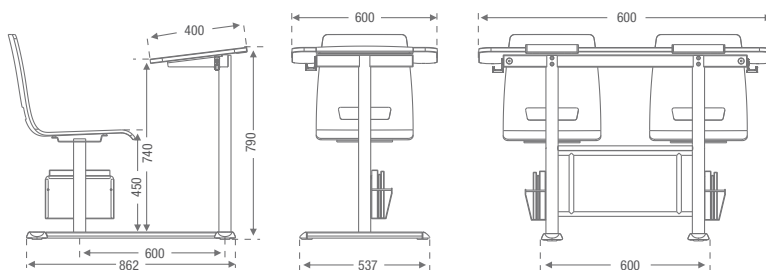
Configuration

One seater
Two seater
Joined Unit

Seat

Ply mould seat

Configurations & Dimensions



Awards and Certifications



All dimensions in mm



Xplorer joined units with moulded ply seats



Xplorer double seater with
moulded ply seat

Performer

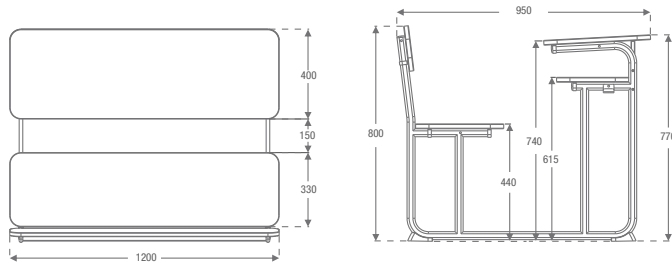
— Topper of the class —

Elegant desk cum
bench seating for classroom

Integrated two-seater desk cum bench with ergonomic and user safe design made of round edge tops and slanting towards the user side.

- Ergonomic design for a safe learning environment
- Slanted desk design to provide an ergonomic angle for writing
- Can be used for a stand alone or row seating arrangement

Configurations & Dimensions



Awards and Certifications



All dimensions in mm



Performer is well suited for stand-alone use,
as well as elegant row seating

TEAMUP is specially designed for lecture hall seating with a combination of wooden table tops and metal understructure that gives it unique and distinctive looks.

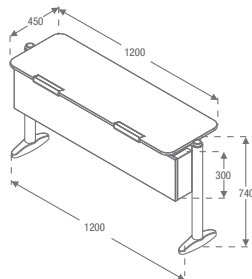
The modular design of Teamup allows individual modules to be joined up together for a straight or curved classroom arrangement with stepped or flat flooring.

- Minimalistic and sleek design
- Concealed wire management with power outlets
- Name plate cum pencil tray

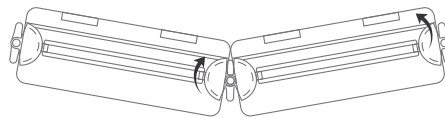
Awards and Certifications



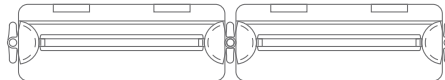
Configurations & Dimensions



Available in two sizes : 1200 / 1350

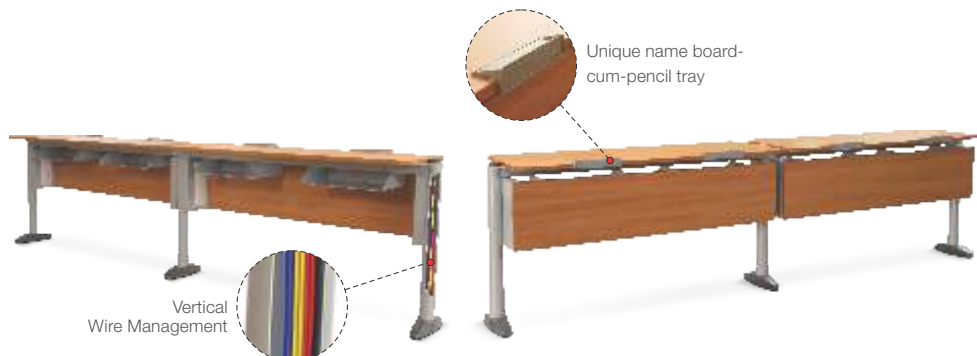


Tables can be swiveled for curvilinear arrangements



Tables can be installed side by side for straight arrangements

All dimensions in mm



Teamup is fitted with Utility trays and concealed power outlets

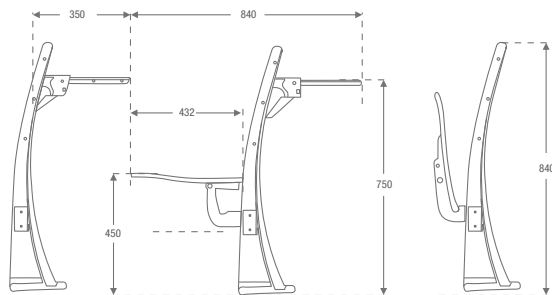
Admire

Stylish seating for Classrooms

Admire is designed to give a sparkling look to classrooms flat / stepped floors. Foldable seats provide better spacing and comfort. Made of specially designed die-cast aluminum legs and moulded ply seats.

- Innovative classroom furniture for optimizing the available space
- Grouted furniture ensuring a perfect alignment in the classroom
- Perfect solution for the row seating requirement

Configurations & Dimensions



All dimensions in mm



Stepped floor seating with combination of front, middle and back rows and grouted for better stability



Diecast aluminium leg



Installation on flat floors

A range of furniture that adds a definite character to the students' room. Designed to last and withstand multi-handling by students, it gives a homely feel of warmth and comfort. Available in an array of furniture from study tables to hostel beds.

- Comprehensive range of hostel room furniture
- Ergonomically Designed for safe usage and effective utilisation of hostel room space
- Creates ambience with flexibility, freedom and functionality

Configurations & Dimensions



Wardrobe with Mirror



Double Bed



Study table



Dressing Table

Description	L	W	H
Single Bed	2025	1000	650
Double Bed	2040	1600	750
Bed Side Table	400	400	415
Dressing Table	400	400	1800
Wardrobe with/without Mirror	900	600	1965
Study Table	1200	600	740
Marker and Pin Up Tile	1200	30	450
Over Head Storage	1200	350	400

All dimensions in mm







CUSTOMERS - OUR GREATEST ASSET

Client Spaces > 140

Customer Speak > 144

Appreciation Letters > 146

Case Studies > 150

Staying Connected > 154

Client Spaces

A picture is worth a thousand words! A glimpse of installations from over 3500 projects Pan-India





“ We cherish our association with our customers

who have given us the opportunity





. . . to translate our passion, eye for detail and
quality workmanship into reality. ”



Customer Speak

Our customers are the best advertisers for our products and services. Their kind words inspire and motivate us to keep creating new benchmarks

rc architecture

“When we wanted to move out from the mundane panel/tile based workstation, IM series of furniture was the choice for us. For a design firm like us this was a product which blends with our design philosophy. As a design firm we loved the I'M product which had a minimalistic approach and being a well engineered product offering us the complete range of office furniture. Good to be using the I'M range of furniture...”

Suraj Anchan

Director-Design

RC Architecture Pvt. Ltd.

Wipro Furniture Slam Book / 2014

FICHTNER

“When considering products for our office interiors, we found Wipro's Startline to be a perfect match for our needs. Looking at the international styling of Startline, we sensed that the Startline range reflects what Fichtner is all about - top notch consulting, global leadership and international presence.”

Seshan Kumar

Executive Director

Fichtner Consulting Engineers

Wipro Furniture Slam Book / 2013

atelier
atelier d'arts & architecture pvt. ltd.

“As an architectural firm, who are constantly servicing client in-terms of design and fit-out, we meet vendors all the time. When we met Wipro furniture, the first impression we got was that here was a group that was not working as a vendor but with an approach of partnering us. Their problem-solving and solution-oriented thinking helped us to close issues very rapidly and take decisions. We appreciate the Wipro Furniture team which helps us meet our fast-track deadlines.”

Arun Sam Varghese

Senior Architect

Atelier Global

Wipro Furniture Slam Book / 2014

RELIANCE

“Among all the installations that our group has across the country, we have always been pleasantly surprised to see the innovation that Wipro has brought to their furniture range. We appreciate their ability to meet our requirements as a customer and happily they have never let us down in our expectations.”

Nilesh Shah

Executive Vice President

Reliance Capital Limited

Wipro Furniture Slam Book / 2014

* All trademarks and brand names used are property of their respective owners.



“During our search for top-of-the-line office furniture systems, we interacted with the team from **Wipro Furniture**. As expected of a company of their stature, all the products that they showcased to us were of extremely high quality, and the marketing and sales team came through as really competent with good product knowledge, objective inputs and high level of work integrity. We were happy to do business with them and would certainly give them the first opportunity whenever we have requirements.”



Bimal Desai

Director

DSP Design Associates Pvt. Ltd.

Wipro Furniture Slam Book / 2014

“Team **Wipro** has a great deal of commitment in delivering solution the way we want it to be delivered. I think we saw a good example of that in a project that we did for **Ericsson**.”



Ram Joshi

Managing Partner

Via Design India LLP

Wipro Furniture Slam Book / 2007

“The need for good interior, good harmony and good ergonomically designed furniture cannot be undermined. Our search ended with **Wipro**. We found that this is a company which could meet all our needs under one roof.”



Dr. Asokan

Director Supply Chain

Bharti Airtel Ltd.

Wipro Furniture Slam Book / 2007

“The biggest deciding factor was brand Wipro which stands for reliability. The Sales Team at **Wipro Furniture Business** gave us suitable solution which was very appropriate for our business requirement.”



Seema Suryavanshi

Dy. Chief Manager-Procurement & Logistics

Kotak Group

Wipro Furniture Slam Book / 2007

Appreciation Letters

This selection of appreciation letters bear testimony to our successful efforts in providing customer satisfaction



Aegis Ltd.



Mercedes Benz India Pvt. Ltd.



Deutsche Bank AG



Siemens Ltd.

* All trademarks and brand names used are property of their respective owners.



Mahindra World City (Jaipur) Ltd.



AppLabs Technologies Pvt. Ltd.



Aditya Birla Minacs



Larsen & Toubro Infotech Ltd.



Bridgestone India Private Limited



Britannia Industries Limited



Capgemini Business India Services Ltd.



Ericsson India Global Services Pvt. Ltd.

* All trademarks and brand names used are property of their respective owners.



Flipkart Online Services Private Limited



iGate Global Solutions Ltd.



LG Electronics India Pvt. Ltd.



TATA Capital Financial Services Limited

Case Studies

A selection of case studies with unique challenges that brought out the best in us

Mercedes Benz

Pune

Designing and implementing a customised (Non-standard) offerings with a tight and demanding time schedule

Synopsis

Mercedes Benz announced their new upcoming facility in Pune in the year 2008. The requirements for their office interior were workstations of size 6½ ft. x 6½ ft. with a Post Laminated Top and mesh back chairs. The challenge was to present a mock up within 2 days and then complete the within a limited time frame of 30 days. For Wipro Furniture, the added challenge was that the workstation specifications were a non-standard offering.



A round-the-clock effort ensured that we met the deadlines for the mockup which was reviewed and approved by the Mercedes-Benz team which included the Director and the Facilities Manager.

Our mockup achieved a high rating on visual appeal and our Web mesh back chairs was selected as the best in terms of comfort and ergonomics.

Mercedes-Benz preferred an integrated design process and we were able to work with them as alliance partner and were able to meet their expectations in terms of budget, quality parameters and timelines.

BNP Paribas

Chennai

Developing a solution for integrating task lighting with Open Office workstations

Synopsis

At BNP Paribas' site, the challenge was that the facility had an open ceiling with no provision for mounting light fixtures on the ceiling. The architect (Atelier) was looking for a supplier who had the expertise in both lighting and modular furniture and the capability to offer a seamless solution of Open Office workstations with integrated lighting.



Being a strong player in both lighting and modular furniture and the only company in India with a thorough understanding of both the business segments, Wipro was an automatic choice.

Our Lighting & Furniture Team ideated and came up with a unique solution of Task Light Integrated Workstations in I'M system which is an iconic Open office architecture system from Wipro Furniture.

The result was a beautiful workplace which had not only leveraged our research and knowledge of lighting and modular furniture but also allowed us to test new ideas, monitor environmental quality and performance and gauge the success of human factors associated with the project.

* All trademarks and brand names used are property of their respective owners.

Flipkart

Bangalore

Surpassing past performance and developing a new product configuration as per customer needs

Synopsis

Wipro already had experience with Flipkart where we had installed Startline - our Designer and premium range for their Corporate Office. Their new requirement was for a new call centre. The nature of their requirements and expectations automatically suggested an Open Office concept.

Working closely with Flipkart's architects Raj Consultants, our WE range of workstations were identified as best suited but a 120 degree workstation configuration was required. This presented a challenge for **Wipro Furniture** as we did not have a 120 degree range in WE.



Not to be deterred by this, our Design and Engineering Team went back to the drawing board and came up with a 120 Degree configuration in the WE family. Our satisfaction lay in the fact that we were able to design, engineer; undertake production and address the customer need in the most appropriate manner within a limited time frame.

WE had met Flipkart's need of a Open Office with a highly transparent look and a communicative environment.

Ericsson

Gurgaon

Upgrading an installation of over 2,00,000 sqft. without disruption of running operations and with "on-the-dot" delivery

Synopsis

Ericsson's project at Gurgaon Haryana, spread over 2,00,000 Sq. ft. of office space was to be completely re-fitted with a new custom-designed workstation installation. The big challenge here was in terms of Installation as it was a working site and work could not be disrupted.



The only time available for installation was during weekends and it was decided that installation work would be done one floor at a time and only on weekends. This required dismantling of the existing furniture; installation of the new furniture and making the space fully functional before their workforce streamed in on Monday morning.

It was a feather in our cap that we completed the entire installation exactly as per plan without missing a single weekend or disrupting Ericsson's daily operations. Wipro's exemplary professionalism was well appreciated by both Ericsson and their Architect, Mr. Ram Joshi of Via Design India LLP.

SPI Global

Pondicherry

Raising the level of customer delight; delivering true value by engineering an installation with lowest investment and cost of exit

Synopsis

Having successfully implemented Startline for their Corporate facility at Chennai, we were a natural choice for their new project - a BPO facility based in Pondicherry.

Their requirement was of an open office system reflecting simplicity and minimalistic design. We were excited to hear this as we had a newly launched product X Bench which exactly matched their requirements. We rapidly installed a mock-up for evaluation by their Corporate and Pondicherry team. After a thorough evaluation and detailed discussion, SPI was happy to award us the contract.



Our entire team was quite excited as well as nervous as it was our first installation of X-Bench. Working with a sense of mission, we managed to meet all requirements including timelines, full compliance with customer's specifications and creating a comfortable, high-performance working environment.

SPI Global recognized great value that we had managed to deliver in terms of space utilization; minimalised investment, lowest cost of exit and huge real-estate savings.

Bajaj Auto Ltd.

Pan-India

Executing an Pan-India order involving diverse and remote locations with complex logistics and planning

Synopsis

For Bajaj Auto, the key criteria in selecting a vendor for their requirement of ergonomic chairs was more than only quality and reliability of the product. A major consideration was the vendor's ability to supply and these chairs across 828 locations across India. This called for a vendor who had the requisite infrastructure and pan-India presence and the search ended at **Wipro Furniture**.



After evaluating all options, the product selected was our Web Chair- a chair which has earned a reputation for being an extremely comfortable and high performance chair.

The supply and installation was done as per a staggered delivery schedule covering these 828 locations across the country. We took on this humungous task with a very focused and tightly engineered plan, covering everything from order management; production and co-ordination of logistics within our network as well as with Bajaj Auto and their dealers.

* All trademarks and brand names used are property of their respective owners.

NTPC

New Delhi

Breaking into new customer segment,
hitherto unexplored and overcome
tough competition

Synopsis

When NTPC began its search for a partner who could provide Modular furniture, at **Wipro Furniture**, we were really keen to execute this order, NTPC being one of India's most prestigious and largest companies.

However the hurdle for us to overcome was NTPC's inclination towards "their past tried and tested national level suppliers". Yet, Wipro Furniture came in with a chance thanks to our innovative product offerings and an excellent and sincere effort by the Wipro team. After some rigorous evaluation, NTPC's internal Architectural wing finally chose Wipro Furniture as their Modular furniture partner for their prestigious R&D block at their Noida campus.



With in-house expertise, NTPC team had developed very clear and exact specifications & configurations for the Modular Furniture with no scope for deviations. With our competence and experience in Modular furniture systems, we were able to meet all requirements of NTPC and bagged the order of supply of 282 workstations for an iconic R&D block of National repute at Noida office of NTPC.

IIM Lucknow

Noida Campus

Achieving a breakthrough in Government
Sector Educational Institutions and challenging
the competition by setting new benchmarks

Synopsis

Being a centre of excellence in the area of executive education, IIM Lucknow - Noida wanted to have a State-of-the-Art 1100 seater auditorium to match the plush campus. They engaged top consultancy Suresh Goel & Associates for this project.



During the course of our intensive discussions and presentations to IIM and their consultants, we realised that this was a "must-execute" project for Wipro. Bagging this project meant a lot to us as we were pitted against established players who knew and understood the Government Sector well. We wanted to establish that that we are not only as good as the established players in the sector, but that we are capable of raising the bar and setting new benchmarks.

The IIM Board of Directors wanted no compromise on the product as the planned usage of the Auditorium was quite heavy with regular in-house seminars & also commercial leasing of the Auditorium space. The real challenge was stiff competition especially on the price front and executing to exact specifications of both architect and customer.

Staying connected

Our endeavour is to be close to our customers at all times

In the final analysis, we understand that businesses are built not just on products and services but equally importantly on trust and relationships. We strive to continue and build post-sales relationships with customers through special initiatives like anniversary Celebrations and On-site Service camps apart from our “**Be a Yogo**” campaign.

Pictures from anniversary celebrations and service camps



Be a Yogo campaign

The modern day “**YOGI**” is the one who wants to keep himself FIT but does not find time to go to the GYM or for a quick swim in the pool. He knows the importance of fitness and yearns to be fit for life.

He knows that even though he doesn’t have time for himself he has 8-12 hours in the office wherein he can invest few minutes on himself to keep stress free and fit for life.

He knows **You Only Grow Once**.

And he invests that 2 minutes every hour every day on himself to adhere to the mantra of “**SIT FIT AND BE A HIT**” for life.



A Wipro Initiative



Contact Us

Head Office

Wipro Enterprises Private Limited - **Furniture Business**
Doddakannelli, Sarjapur Road,
Bangalore - 560035
Tel.: 080 28440011 Fax: 080 28440057
Customer care number: 1800 425 1969
email: vibrant.solutions@wipro.com
www.wiprofurniturebusiness.com

Ahmedabad

Wipro Consumer Care and Lighting
H 409, Titanium City Centre,
Besides Sachin Tower 100 Ft Road,
Anand Nagar, Ahmedabad - 380015
Tel.: +91 79 40073546

Bangalore

Wipro Consumer Care and Lighting
Furniture Business
No.139, 3rd Cross, N S Palya,
Off. Bannerghatta Road, Bangalore - 560076
Tel.: +91 80 40541237

Chandigarh

Wipro Consumer Care and Lighting
S.C.O. - 208 - 209,
3rd Floor Sector - 34A,
Chandigarh - 160022
Tel.: +91 172 2661355

Chennai

Wipro Consumer Care and Lighting
Furniture Business
Door No 33 & 34 - PVG Complex,
G.K. Industrial Estate, Ganesh Nagar,
Alapakkam, Chennai - 600116
Tel.: +91 9500088426

Cochin

Wipro Consumer Care and Lighting
VI/409-D, Valomkottil Building, Opp. BMC,
Sea Port-Air Port Road, P.O. Thrikkakkara,
Cochin - 682 021
Tel.: +91 9387881504

Hyderabad

Wipro Consumer Care and Lighting
Furniture Business
Plot No., 13 A /1, Road No. 9, IDA East
Division Nacharam, R.R.Distt., Hyderabad - 500 076
Tel.: +91 40 27176082

Indore

Wipro Consumer Care and Lighting
86/8/1 Lasudia Mori, Dewas Naka,
Near Shivani Transport,
Indore - 457371,
Tel.: +91 731 4023486

Kolkata

Wipro Consumer Care and Lighting
Furniture Business
3, Pretoria Street, 3rd Floor,
Kolkata - 700 071
Tel.: +91 33 22829268



Mumbai

Wipro Consumer care & Lighting,
203-204, Hindustan Kohinoor
Complex, Next to HCC, LBS Marg,
Vikhroli(W), Mumbai - 400083
Tel.: +91 7406002777

Nagpur

Wipro Consumer Care and Lighting,
2nd Floor, Rachna Apartment,
Cement Road, Shivaji Nagar,
Nagpur - 440 010
Tel.: +91 712 2233562

New Delhi

Wipro Consumer Care and Lighting
Furniture Business
E-40/7, Okhla Industrial Area, Phase-II,
New Delhi - 110 020
Tel.: +91 11 41708122

Pune

Wipro Consumer Care and Lighting,
Furniture Business Bhosale Heights,
1195/5, Fergusson College Road,
Pune - 411 005
Tel.: +91 20 25535081

Vadodara

Wipro Consumer Care and Lighting
311, Pujer Complex, Subhanpura,
Baroda - 390023
Tel.: +91 8758856507

Write to us at
vibrant.solutions@wipro.com



Wipro Enterprises Private Limited - **Furniture Business**

Doddakannelli, Sarjapur Road, Bangalore - 560035

Customer care number: 1800 425 1969

Write to us at vibrant.solutions@wipro.com

www.wiprofurniturebusiness.com